

India Pesticides Ltd

Subscribe

Price Band: INR 290-296

ISSUE SUMMARY

Issue Opens	23-June-21
Issue Closes	25-June-21
Offer Price (INR per share)	290-296
Bid Lot	50 shares
Face Value (INR)	1.0
Pre Issue Shares o/s (mn)	111.8
^Offer for Sale (No of sh. mn)	23.6
^Fresh Issue (No of sh. mn)	3.4
^Post Issue shares o/s (mn)	115.2
^*Issue Size (INR bn)	8.0
QIB	=>50%
Non-institutional	<15%
Retail	<35%
^ Issue Size (@INR296)	

POST ISSUE DETAILS

M.Cap @INR296/sh. (INR bn)	34.1
Shareholding pattern	
Promoters	72.0%
Non-Promoters	28.0%

India Pesticides Ltd (IPL) is one of the leading agro-chemical manufacturer of Technicals (79% of FY21 sales) with a growing Formulations business.

Leading manufacturer of Technicals with diversified portfolio: IPL is the sole Indian manufacturer of five Technicals and among the leading manufacturers globally for Captan, Folpet and Thiocarbamate Herbicide, in terms of production capacity. Both Technicals and Formulations portfolio are well diversified among fungicides/herbicides/insecticides along with APIs (10% of revenue); thus de-risking its business model. IPL derives 57% (FY21) of its revenue from exports while top 10 customers also contribute 57% of sales.

Strong growth aspects: Global agro-chemicals market is expected to grow at 7% CAGR to USD86bn by 2024. Of this Technicals/Formulations are expected to grow at 6%/7% CAGR. Technicals in India which is strongly driven by export led demand and contract manufacturing, is expected to grow at 8% CAGR. With China+1 strategy, it opens huge opportunity for Indian players. IPL plans to tap this opportunity by manufacturing complex off patented technicals, wherein 19 Technicals are expected to go off-patent between CY19-26 (opportunity of >USD4.2bn). Simultaneously it plans to grow its formulation segment as well.

Robust Financials: Over FY19-21, SBPFL's Revenue/EBITDA/PAT grew at a robust CAGR of 38%/68%/75% while EBITDA margins expanded 905bps to 28.2%, driven by improvement in yield. Strong R&D and mostly localized raw material sourcing (~60%) helped in cost optimization. Segment-wise, Technicals/Formulations revenue grew at a CAGR of 41%/ 28% (FY19-21). It's almost a debt free with superior return ratios - RoE/RoCE of 36%/34% (FY21).

Issue Size: The INR8bn IPO consists of OFS of INR7bn and fresh issue of INR1bn which would result in promoter's stake reducing to 72.0% post-IPO. The funds will be utilized to fund working capital requirement of INR800mn, with the balance reserved for general corporate purpose.

Valuation & View: We like IPL given its presence in fast growing agrochemical space, diversified product portfolio and robust financials. Strong R&D, long term relations with MNCs, cost competitiveness and extensive distribution network are some of the other key positives. Expanding product portfolio, growing customer base and increasing wallet share of existing customers can help IPL maintain its growth momentum. The issue is reasonably valued at 25.3x FY21 P/E on post issue basis, vis-à-vis peers (avg. peer P/E of 36.4x), while it enjoys higher RoE of 36% (avg. peer RoE of 21%). Hence, we recommend **Subscribe**.

Exhibit 1: Financials & Valuations (INR mn)

Y/E March	FY19	FY20	FY21
Revenue	3,407	4,796	6,490
Growth (%)	-	40.8	35.3
Adj PAT	439	708	1,345
Growth (%)	-	61.2	90.0
EPS (INR)	3.8	6.1	11.7
RoE (%)	23.5	31.9	36.0
P/E (x)	77.6	48.2	25.3

Source: RHP, MOFSL

Calculated on post issue basis, at the upper price band of INR296

About the Company

India Pesticides Ltd (IPL), incorporated in 1984, is an R&D driven agro-chemical manufacturer of Technicals with a growing Formulations business. It is one of the fastest growing agro-chemicals company in terms of volume of Technicals manufactured, recording 37% YoY growth in FY21. IPL has two distinct operating verticals, namely, (i) Technicals and (ii) Formulations. It has diversified into manufacturing of herbicide and fungicide Technicals and active pharmaceutical ingredients (APIs) over the years. It also manufacture herbicide, insecticide and fungicide Formulations.

Exhibit 2: Diversified portfolio of Niche & Quality Specialized Products

Technicals 78.9% of FY21 Sales	Formulations 21.1% of FY21 Sales	Technicals			Formulations	
<ul style="list-style-type: none"> •Fungicides •Herbicides •API for Dermatological Products 	<ul style="list-style-type: none"> •Insecticides •Fungicides •Herbicides •Growth Regulators •Acaricides 	22	27	2	125	35
		Agrochemical Technicals for sale in India	Agrochemical Technicals for Exports	APIs	For Sale in India	For Exports

Source: RHP, MOFSL

In FY21, 78.9% of revenues came from Technicals, while the balance 21% constituted formulation business. It manufactures generic Technicals that are used in the manufacture of fungicides and herbicides as well as APIs with applications in dermatological products. Till date it has manufactured 8 technicals and 2 APIs. Technicals are primarily exported to over 25 countries including Australia and other countries in North and South America, Europe, Asia and Africa. Exports contributed about 56.7% to FY21 revenue.

On the other hand, Formulations products are primarily sold domestically through extensive network of dealers and distributors. IPL manufactures and sells various formulations of insecticides, fungicide and herbicides, growth regulators and Acaricides, which are ready-to-use products. As of March 31, 2021, it manufactured over 30 Formulations that include Takatvar, IPL Ziram-27, IPL Dollar, IPL Soldier and IPL Guru.

With focus on quality and sustainability, none of its key Technicals are classified as ‘red triangle’ or highly toxic products. IPL has obtained registrations from the CIBRC for 22 agro-chemical Technicals and 125 Formulations for sale in India and 27 agro-chemical Technicals and 35 Formulations for export while it has a license to manufacture from the Department of Agriculture, Uttar Pradesh for 49 agro-chemical Technicals and 158 Formulations. For the APIs, IPL has obtained a license for manufacturing two drugs for sale from the Drug Licensing and Controlling Authority.

IPL is the sole Indian manufacturer of five Technicals and among the leading manufacturers globally for Captan, Folpet and Thiocarbamate Herbicide, in terms of production capacity (F&S Reports). It has strategic focus on R&D and include 2 well-equipped in-house laboratories registered with the DSIR. The R&D efforts have led to the development of processes to manufacture 3 generic off-patent Technicals since FY18 and is currently in

the process of developing processes for certain Technicals, including 2 fungicides, 2 herbicides, 2 insecticides and 2 intermediates.

IPL has a diverse customer base that includes crop protection product manufacturing companies, such as, Syngenta Asia Pacific Pte. Ltd, UPL Limited, ASCENZA AGRO, S.A., Conquest Crop Protection Pty Ltd, Sharda Cropchem Limited and Stotras Pty Ltd. Many of these customers have been associated with IPL for over 10 years. It's top 10 customers contribute ~56.8% of total revenue.

IPL has two manufacturing facilities located at Lucknow and Sandila in Uttar Pradesh, spread over 25 acres. The aggregate installed capacity for Technicals was 19,500 MT and for Formulations was 6,500 MT.

Exhibit 3: Advanced Manufacturing Capabilities

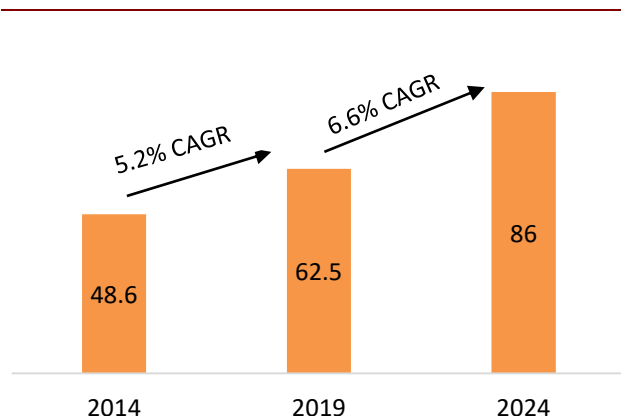
Facility	Manufacturing Units					
	Installed Capacity (MT)			Capacity Utilization		
	FY19	FY20	FY21	FY19	FY20	FY21
Agro-Chemicals Technicals						
Dewa Road	2,100	2,100	2,100	91%	86%	95%
Sandila	7,900	12,400	17,400	77%	74%	75%
Formulations						
Dewa Road	3,000	3,000	3,000	64%	71%	89%
Sandila	3,000	3,500	3,500	54%	47%	58%

Source: RHP, MOFSL

Industry Landscape

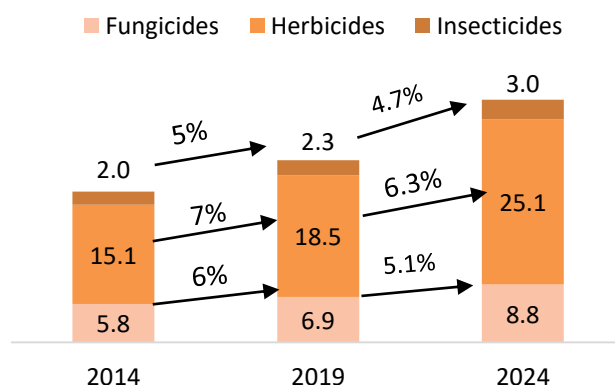
The global agrochemicals market is forecasted to reach USD86bn by 2024 growing at CAGR of 6.6%. The primary demand driver for the crop protection chemicals market is increasing demand for food security in order to meet needs of growing population. Other key drivers are limited growth of farm acreage, farmers looking to maximize profits and increasing purchasing power of farmers. Global agrochemicals market can further be segmented into synthetic pesticides and bio-pesticides. Bio-pesticides are expected to be growing with 16% growth rate over the next half decade, compared to 5% growth rate recorded by synthetic pesticides globally. IPL is currently not present in this bio-pesticides.

Exhibit 3: Global Agrochemical Market (USD Bn)



Source: RHP, MOFSL

Exhibit 4: Global Agrochemical Active Ingredients Market (USD Bn)



Source: RHP, MOFSL

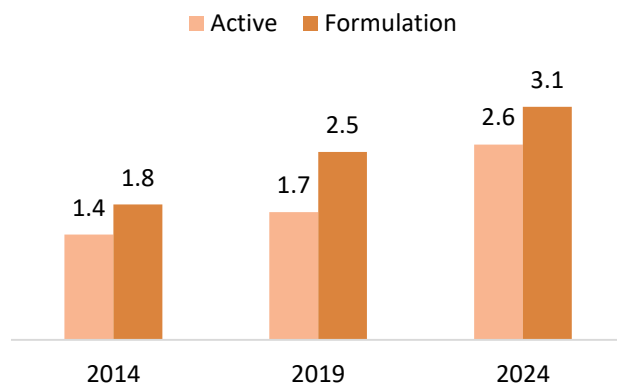
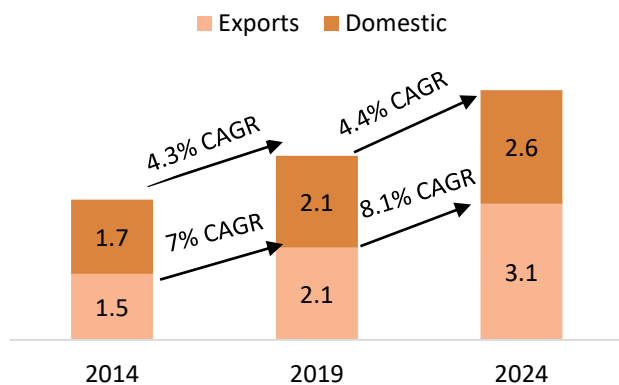
The crop protection active ingredients market or Technicals within agrochemical industry, is expected to grow to ~4mt (USD36.9bn) by 2024. Herbicides occupy the highest share due to farm labour shortage predominantly internationally. Fungicides and Herbicides are more prominent globally compared to the Asia Pacific region. Global trend suggests that herbicides & fungicides are going to record higher growth internationally due to factors such as farm labor shortage, thus benefitting IPL.

By 2026, an opportunity size of over USD4.2bn is expected due to 19 key active ingredients going off-patent. It is expected to provide a huge opportunity for generic Technical manufacturers in India. Some products with immediate opportunity which have gone off-patent in 2018 and also immediately in next two years include: Pinoxaden, Aminopyralid, Tembotrione. These herbicides have global sales of approximately USD950mn. Insecticides, such as, Flubendiamide and Spirotetramat have combined global sales of almost USD595mn.

India has been ranked 4th globally in the production of agrochemicals (crop protection chemicals/ pesticides) after the US, Japan and China. India has one of the lowest per capita consumption of crop protection chemicals per hectare, which suggests, there is a significant scope of growth for the crop protection chemicals in India. Its exports are expected to grow at 8% CAGR to USD3.1bn by 2024 while domestic market is expected to grow at 4.4% CAGR to USD2.6bn. Technicals in India is strongly driven by export led demand and contract manufacturing in India.

Exhibit 5: India Crop Chemical market (USD bn)

Exhibit 6: India Agrochemical market split by business segments (USD bn)

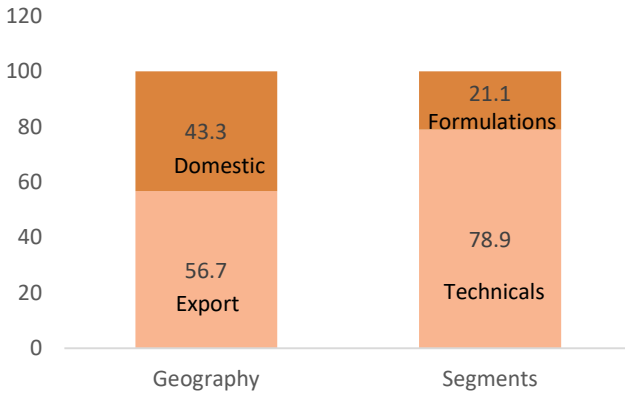


Source: RHP, MOFSL

Source: RHP, MOFSL

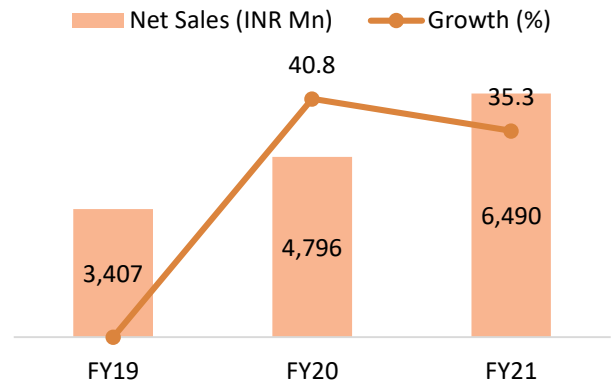
Story in Charts

Exhibit 7: Revenue grew at 38% CAGR (FY19-21)



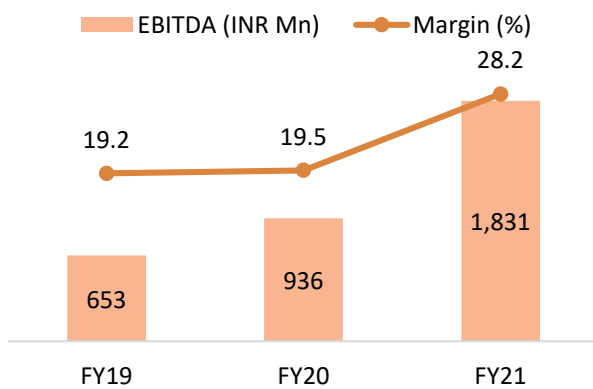
Source: RHP, MOFSL

Exhibit 8: Revenue grew at 38% CAGR (FY19-21)



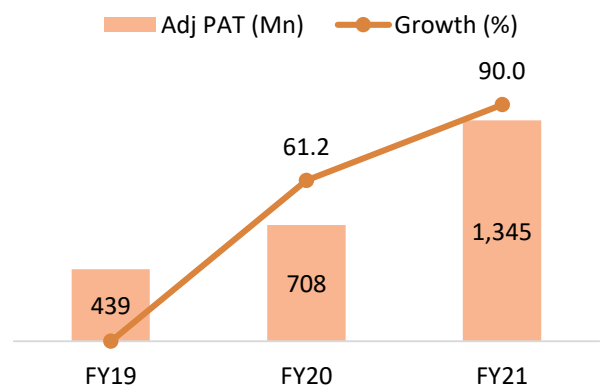
Source: RHP, MOFSL

Exhibit 9: EBITDA grew at a CAGR of 67.5% (FY19-21)



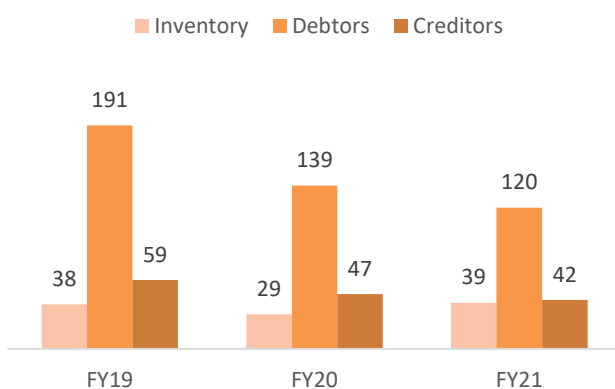
Source: RHP, MOFSL

Exhibit 10: PAT grew at a 75% CAGR over FY19-21



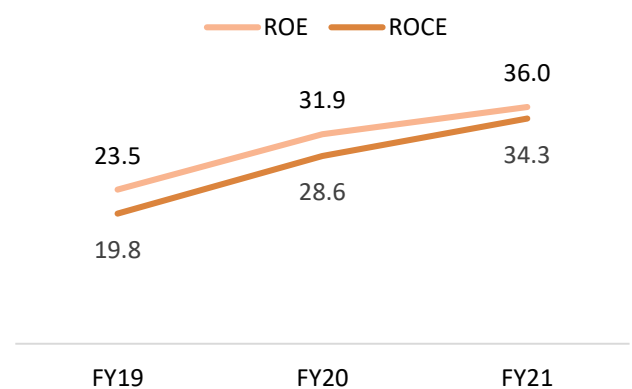
Source: RHP, MOFSL

Exhibit 11: Working Capital Cycle



Source: RHP, MOFSL

Exhibit 12: Return Ratio (%)



Source: RHP, MOFSL

Peer Comparison

Company	M.Cap. INR Bn	Revenue CAGR FY19-21 (%)	PAT CAGR FY19-21 (%)	EBITDA Margin FY21 (%)	EPS FY21
UPL	611.2	33.1	37.7	22.3	45.0
PI Industries	426.7	26.9	32.5	22.1	48.6
Sumitomo Chem	196.3	9.0	44.2	18.4	6.9
Rallis	65.7	10.6	11.3	13.35	11.8
Dhanuka Agritech	44.1	17.5	36.6	19.4	45.2
India Pesticides	34.1	38.0	67.5	28.2	11.7

Company	ROE FY21 (%)	WC Cycle (No of days)	P/E FY21 (x)	P/BV FY21 (x)	EV/EBITDA FY21 (x)
UPL	20.1	60	17.8	3.4	9.6
PI Industries	18.5	79	57.9	8.0	40.1
Sumitomo Chem	25.0	117	56.8	12.7	40.0
Rallis	15.2	65	28.8	4.1	20.3
Dhanuka Agritech	28.0	112	21.0	5.5	16.4
India Pesticides	36.0	118	25.3	7.0	18.0

Source: Company RHP, Bloomberg, MOFSL

*Price Data as on 22nd June, 2021

^Calculated on fully diluted basis at upper price band of INR296

Risk and concerns

- Largest customer contribute 19% of revenue while top 10 customers contribute 57% of revenue, which reflects high client concentration.
- Business is highly working capital intensive which affects its operating cash flow.
- High exposure to foreign currency risk as exports form 57% of revenue and the company has not entered into any hedging arrangements.
- IPL is not present in bio-pesticides which is the fastest growing segment under global agro-chemicals market.

Financials

Income Statement

(INR mn)

Y/E March	FY19	FY20	FY21
Net Sales	3,407	4,796	6,490
Change (%)	-	40.8	35.3
Total Expenditure	2,754	3,861	4,659
% of Sales	80.8	80.5	71.8
EBITDA	653	936	1,831
Margin (%)	19.2	19.5	28.2
Depreciation	40	51	61
EBIT	613	885	1,769
Int. and Finance Charges	56	52	34
Other Income	54	101	64
PBT	611	934	1,799
Tax	172	226	454
Tax Rate (%)	28.1	24.2	25.2
Reported PAT	439	708	1,345
Adjusted PAT	439	708	1,345
Change (%)	-	61.2	90.0
Margin (%)	12.9	14.8	20.7

Source: Company RHP, MOFSL

Balance Sheet

(INR mn)

Y/E March	FY19	FY20	FY21
Share Capital	32	32	112
Reserves	1,838	2,537	3,783
Net Worth	1,870	2,568	3,895
Debt	550	240	300
Deferred Tax (Net)	76	73	81
Total Capital Employed	2,496	2,881	4,275
Net Fixed Assets	702	994	1,245
Capital WIP	47	12	119
Investments	31	30	91
Current Assets	2,392	2,621	3,716
Inventory	355	386	701
Debtors	1,783	1,832	2,142
Cash and Bank Balance	28	80	437
Loans and Advances & OCA	225	323	436
Curr. Liability & Provisions	676	776	895
Account Payables	549	615	741
Current Liabilities	123	153	115
Other Long Term Liab. & Provs.	4	7	40
Net Current Assets	1,716	1,845	2,821
Misc Expenditure	-	-	-
Appl. of Funds	2,496	2,881	4,275

Source: Company RHP, MOFSL

Key Ratios

Y/E March	FY19	FY20	FY21
Basic (INR)			
EPS	3.8	6.1	11.7
Cash EPS	4.2	6.6	12.2
BV/Share	16.2	22.3	42.5
DPS	0.1	0.1	0.3
Valuation (x)			
P/E	77.6	48.2	25.3
Cash P/E	71.2	44.9	24.2
P/BV	18.2	13.3	7.0
EV/Sales	10.2	7.1	5.1
EV/EBITDA	53.0	36.6	18.0
Dividend Yield (%)	0.0	0.0	0.1
Return Ratios (%)			
RoE	23.5	31.9	36.0
RoCE	19.8	28.6	34.3
Working Capital Ratios			
Asset Turnover (x)	1.4	1.7	1.2
Inventory (Days)	38	29	39
Debtor (Days)	191	139	120
Creditor (Days)	59	47	42
Leverage Ratio (x)			
Net Debt/Equity	0.3	0.1	-0.3

Source: Company RHP, MOFSL

*All ratios calculated on fully diluted basis at the upper price band of INR296

Cash Flow Statement**(INR mn)**

Y/E March	FY19	FY20	FY21
OP/(Loss) before Tax	611	934	1,799
Depreciation	40	51	61
Finance Cost	56	52	34
Income Taxes paid	-173	-223	449
(Inc)/Dec in WC	-544	-28	617
CF from Operations	-10	785	2,960
Others	-24	-34	-2,128
CF from Operating (Net)	-34	752	833
(Pur)/Sale of FA	-72	-308	-419
(Pur)/Sale of Investments	2	-5	-38
Other bank balance and cash not available for immediate use	3	3	-375
CF from Investments	-66	-311	-832
Proceeds from borrowings	151	-330	28
Issue of equity shares	-	-	0
Interest Paid	-51	-52	-34
Dividend Paid	-8	-8	-35
CF from Fin. Activity	93	-390	-41
Net Inc/Dec of Cash	-7	51	-40

Source: Company RHP, MOFSL

Investment Rating	Expected return (over 12-month)
BUY	>=15%
SELL	<- 10%
NEUTRAL	> -10% to 15%
UNDER REVIEW	Rating may undergo a change
NOT RATED	We have forward looking estimates for the stock but we refrain from assigning recommendation

Disclosures:

The following Disclosures are being made in compliance with the SEBI Research Analyst Regulations 2014 (herein after referred to as the Regulations).

Motilal Oswal Financial Services Ltd. (MOFSL) is a SEBI Registered Research Analyst having registration no. INH000000412. MOFSL, the Research Entity (RE) as defined in the Regulations, is engaged in the business of providing Stock broking services, Investment Advisory Services, Depository participant services & distribution of various financial products. MOFSL is a subsidiary company of Passionate Investment Management Pvt. Ltd., (PIMPL). MOFSL is a listed public company, the details in respect of which are available on www.motilaloswal.com. MOFSL (erstwhile Motilal Oswal Securities Limited - MOSL) is registered with the Securities & Exchange Board of India (SEBI) and is a registered Trading Member with National Stock Exchange of India Ltd. (NSE) and Bombay Stock Exchange Limited (BSE), Multi Commodity Exchange of India Limited (MCX) and National Commodity & Derivatives Exchange Limited (NCDEX) for its stock broking activities & is Depository participant with Central Depository Services Limited (CDSL) National Securities Depository Limited (NSDL), NERL, COMRIS and CRCL and is member of Association of Mutual Funds of India (AMFI) for distribution of financial products and Insurance Regulatory & Development Authority of India (IRDA) as Corporate Agent for insurance products. Details of associate entities of Motilal Oswal Financial Services Ltd. are available on the website at <http://online.reports.motilaloswal.com/Dormant/documents/Associate%20Details.pdf>

Details of pending Enquiry Proceedings of Motilal Oswal Financial Services Limited are available on the website at <https://galaxy.motilaloswal.com/ResearchAnalyst/PublishViewLitigation.aspx> MOFSL, it's associates, Research Analyst or their relatives may have any financial interest in the subject company, MOFSL and/or its associates and/or Research Analyst or their relatives may have actual beneficial ownership of 1% or more securities in the subject company at the end of the month immediately preceding the date of publication of the Research Report or date of the public appearance. MOFSL and its associate company(ies), their directors and Research Analyst and their relatives may have any other potential conflict of interests at the time of publication of the research report or at the time of public appearance.

In the past 12 months, MOFSL or any of its associates may have:

- a) received any compensation from the subject company of this report
- b) managed or co-managed public offering of securities from subject company of this research report,
- c) received compensation for investment banking or merchant banking or brokerage services from subject company of this research report,
- d) received compensation for products or services other than investment banking or merchant banking or brokerage services from the subject company of this research report.

- MOFSL and it's associates have not received any compensation or other benefits from the subject company or third party in connection with the research report.
- Subject Company may have been a client of MOFSL or its associates during twelve months preceding the date of distribution of the research report.
- Research Analyst may have served as director/officer/employee in the subject company.
- MOFSL and research analyst may engage in market making activity for the subject company.

MOFSL and its associate company(ies), and Research Analyst and their relatives from time to time may have:

- a) a long or short position in, act as principal in, and buy or sell the securities or derivatives thereof of companies mentioned herein.
- (b) be engaged in any other transaction involving such securities and earn brokerage or other compensation or act as a market maker in the financial instruments of the company(ies) discussed herein or act as an advisor or lender/borrower to such company(ies) or may have any other potential conflict of interests with respect to any recommendation and other related information and opinions, however the same shall have no bearing whatsoever on the specific recommendations made by the analyst(s), as the recommendations made by the analyst(s) are completely independent of the views of the associates of MOFSL even though there might exist an inherent conflict of interest in some of the stocks mentioned in the research report.

Above disclosures include beneficial holdings lying in demat account of MOFSL which are opened for proprietary investments only. While calculating beneficial holdings, it does not consider demat accounts which are opened in name of MOFSL for other purposes (i.e holding client securities, collaterals, error trades etc.). MOFSL also earns DP income from clients which are not considered in above disclosures.

To enhance transparency, MOFSL has incorporated a Disclosure of Interest Statement in this document. This should, however, not be treated as endorsement of the views expressed in the report. MOFSL and / or its affiliates do and seek to do business including investment banking with companies covered in its research reports. As a result, the recipients of this report should be aware that MOFSL may have a potential conflict of interest that may affect the objectivity of this report.

Terms & Conditions:

This report has been prepared by MOFSL and is meant for sole use by the recipient and not for circulation. The report and information contained herein is strictly confidential and may not be altered in any way, transmitted to, copied or distributed, in part or in whole, to any other person or to the media or reproduced in any form, without prior written consent of MOFSL. The report is based on the facts, figures and information that are considered true, correct, reliable and accurate. The intent of this report is not recommendatory in nature. The information is obtained from publicly available media or other sources believed to be reliable. Such information has not been independently verified and no guaranty, representation of warranty, express or implied, is made as to its accuracy, completeness or correctness. All such information and opinions are subject to change without notice. The report is prepared solely for informational purpose and does not constitute an offer document or solicitation of offer to buy or sell or subscribe for securities or other financial instruments for the clients. Though disseminated to all the customers simultaneously, not all customers may receive this report at the same time. MOFSL will not treat recipients as customers by virtue of their receiving this report.

Analyst Certification

The views expressed in this research report accurately reflect the personal views of the analyst(s) about the subject securities or issues, and no part of the compensation of the research analyst(s) was, is, or will be directly or indirectly related to the specific recommendations and views expressed by research analyst(s) in this report.

Disclosure of Interest Statement India Pesticides Limited..

Analyst ownership of the stock No

A graph of daily closing prices of securities is available at www.nseindia.com, www.bseindia.com. Research Analyst views on Subject Company may vary based on Fundamental research and Technical Research. Proprietary trading desk of MOFSL or its associates maintains arm's length distance with Research Team as all the activities are segregated from MOFSL research activity and therefore it can have an independent view with regards to subject company for which Research Team have expressed their views.

Regional Disclosures (outside India)

This report is not directed or intended for distribution to or use by any person or entity resident in a state, country or any jurisdiction, where such distribution, publication, availability or use would be contrary to law, regulation or which would subject MOFSL & its group companies to registration or licensing requirements within such jurisdictions.

For Hong Kong:

This report is distributed in Hong Kong by Motilal Oswal capital Markets (Hong Kong) Private Limited, a licensed corporation (CE AYY-301) licensed and regulated by the Hong Kong Securities and Futures Commission (SFC) pursuant to the Securities and Futures Ordinance (Chapter 571 of the Laws of Hong Kong) "SFO". As per SEBI (Research Analyst Regulations) 2014 Motilal Oswal Capital Markets (SEBI Reg No. INH000000412) has an agreement with Motilal Oswal capital Markets (Hong Kong) Private Limited for distribution of research report in Hong Kong. This report is intended for distribution only to "Professional Investors" as defined in Part I of Schedule 1 to SFO. Any investment or investment activity to which this document relates is only available to professional investor and will be engaged only with professional investors." Nothing here is an offer or solicitation of these securities, products and services in any jurisdiction where their offer or sale is not qualified or exempt from registration. The Indian Analyst(s) who compile this report is/are not located in Hong Kong & are not conducting Research Analysis in Hong Kong.

For U.S.

MOTILAL Oswal Financial Services Limited (MOFSL) is not a registered broker - dealer under the U.S. Securities Exchange Act of 1934, as amended (the "1934 act") and under applicable state laws in the United States. In addition MOFSL is not a registered investment adviser under the U.S. Investment Advisers Act of 1940, as amended (the "Advisers Act" and together with the 1934 Act, the "Acts"), and under applicable state laws in the United States. Accordingly, in the absence of specific exemption under the Acts, any brokerage and investment services provided by MOFSL, including the products and services described herein are not available to or intended for U.S. persons. This report is intended for distribution only to "Major Institutional Investors" as defined by Rule 15a-6(b)(4) of the Exchange Act and interpretations thereof by SEC (henceforth referred to as "major institutional investors"). This document must not be acted on or relied on by persons who are not major institutional investors. Any investment or investment activity to which this document relates is only available to major institutional investors and will be engaged in only with major institutional investors. In reliance on the exemption from registration provided by Rule 15a-6 of the U.S. Securities Exchange Act of 1934, as amended (the "Exchange Act") and interpretations thereof by the U.S. Securities and Exchange Commission ("SEC") in order to conduct business with Institutional Investors based in the U.S., MOFSL has entered into a chaperoning agreement with a U.S. registered broker-dealer, Motilal Oswal Securities International Private Limited, ("MOSIPL"). Any business interaction pursuant to this report will have to be executed within the provisions of this chaperoning agreement.

The Research Analysts contributing to the report may not be registered /qualified as research analyst with FINRA. Such research analyst may not be associated persons of the U.S. registered broker-dealer, MOSIPL, and therefore, may not be subject to NASD rule 2711 and NYSE Rule 472 restrictions on communication with a subject company, public appearances and trading securities held by a research analyst account.

For Singapore

In Singapore, this report is being distributed by Motilal Oswal Capital Markets Singapore Pte Ltd ("MOCMSPL") (Co.Reg. No. 2011294012) which is a holder of a capital markets services license and an exempt financial adviser in Singapore, as per the approved agreement under Paragraph 9 of Third Schedule of Securities and Futures Act (CAP 289) and Paragraph 11 of First Schedule of Financial Advisors Act (CAP 110) provided to MOCMSPL by Monetary Authority of Singapore. Persons in Singapore should contact MOCMSPL in respect of any matter arising from, or in connection with this report/publication/communication. This report is distributed solely to persons who qualify as "Institutional Investors", of which some of whom may consist of "accredited" institutional investors as defined in section 4A(1) of the Securities and Futures Act, Chapter 289 of Singapore ("the SFA"). Accordingly, if a Singapore person is not or ceases to be such an institutional investor, such Singapore Person must immediately discontinue any use of this Report and inform MOCMSPL.

Disclaimer:

This report is intended for distribution to Retail Investors.

The report and information contained herein is strictly confidential and meant solely for the selected recipient and may not be altered in any way, transmitted to, copied or distributed, in part or in whole, to any other person or to the media or reproduced in any form, without prior written consent. This report and information herein is solely for informational purpose and may not be used or considered as an offer document or solicitation of offer to buy or sell or subscribe for securities or other financial instruments. Nothing in this report constitutes investment, legal, accounting and tax advice or a representation that any investment or strategy is suitable or appropriate to your specific circumstances. The securities discussed and opinions expressed in this report may not be suitable for all investors, who must make their own investment decisions, based on their own investment objectives, financial positions and needs of specific recipient. This may not be taken in substitution for the exercise of independent judgment by any recipient. Each recipient of this document should make such investigations as it deems necessary to arrive at an independent evaluation of an investment in the securities of companies referred to in this document (including the merits and risks involved), and should consult its own advisors to determine the merits and risks of such an investment. The investment discussed or views expressed may not be suitable for all investors. Certain transactions - including those involving futures, options, another derivative products as well as non-investment grade securities - involve substantial risk and are not suitable for all investors. No representation or warranty, express or implied, is made as to the accuracy, completeness or fairness of the information and opinions contained in this document. The Disclosures of Interest Statement incorporated in this document is provided solely to enhance the transparency and should not be treated as endorsement of the views expressed in the report. This information is subject to change without any prior notice. The Company reserves the right to make modifications and alterations to this statement as may be required from time to time without any prior approval. MOFSL, its associates, their directors and the employees may from time to time, effect or have effected an own account transaction in, or deal as principal or agent in or for the securities mentioned in this document. They may perform or seek to perform investment banking or other services for, or solicit investment banking or other business from, any company referred to in this report. Each of these entities functions as a separate, distinct and independent of each other. The recipient should take this into account before interpreting the document. This report has been prepared on the basis of information that is already available in publicly accessible media or developed through analysis of MOFSL. The views expressed are those of the analyst, and the Company may or may not subscribe to all the views expressed therein. This document is being supplied to you solely for your information and may not be reproduced, redistributed or passed on, directly or indirectly, to any other person or published, copied, in whole or in part, for any purpose. This report is not directed or intended for distribution to, or use by, any person or entity who is a citizen or resident of or located in any locality, state, country or other jurisdiction, where such distribution, publication, availability or use would be contrary to law, regulation or which would subject MOFSL to any registration or licensing requirement within such jurisdiction. The securities described herein may or may not be eligible for sale in all jurisdictions or to certain category of investors. Persons in whose possession this document may come are required to inform themselves of and to observe such restriction. Neither the Firm, nor its directors, employees, agents or representatives shall be liable for any damages whether direct or indirect, incidental, special or consequential including lost revenue or lost profits that may arise from or in connection with the use of the information. The person accessing this information specifically agrees to exempt MOFSL or any of its affiliates or employees from, any and all responsibility/liability arising from such misuse and agrees not to hold MOFSL or any of its affiliates or employees responsible for any such misuse and further agrees to hold MOFSL or any of its affiliates or employees free and harmless from all losses, costs, damages, expenses that may be suffered by the person accessing this information due to any errors and delays.

Registered Office Address: Motilal Oswal Tower, Rahimtullah Sayani Road, Opposite Parel ST Depot, Prabhadevi, Mumbai-400025; Tel No.: 022-3980 4263; www.motilaloswal.com. Correspondence Address: Palm Spring Centre, 2nd Floor, Palm Court Complex, New Link Road, Malad (West), Mumbai- 400 064. Tel No: 022 71881000. Compliance Officer: Neeraj Agarwal, Email Id: na@motilaloswal.com, Contact No.:022-71881085.

Registration details of group entities: Motilal Oswal Financial Services Ltd. (MOFSL): INZ000158836 (BSE/NSE/MCX/NCDEX); CDSL: IN-DP-16-2015; NSDL: IN-DP-NSDL-152-2000; Research Analyst: INH000000412. AMFI: ARN: 146822. Investment Adviser: INA000007100. IRDA Corporate Agent – CA0579. Motilal Oswal Financial Services Ltd. is a distributor of Mutual Funds, PMS, Fixed Deposit, Insurance, Bond, NCDs and IPO products.