

September 27, 2019

IRCTC (Indian Railway Catering and Tourism Corp Ltd) is the only entity authorized by Indian Railways to provide catering services to railways, online railway tickets and packaged drinking water at railway stations and trains in India. The company broadly operates through four business segments, namely, Internet ticketing (12.4% of topline), Catering (52.9%), Sale of products (11.1%), and Travel & tourism (23.5%).

The only authorised entity to offers Indian railway tickets online

IRCTC is the only entity authorized by Indian Railways to offer railway tickets online through its website www.irctc.co.in and mobile application, "Rail Connect". Approximately 72.60% of railways' tickets are booked online with an average of more than 0.84 million tickets booked online on daily basis. According to CRISIL, online rail bookings are expected to grow at ~8% CAGR to reach ~425-435 million in FY24E, with e-booking penetration rising approximately 81-83% during the same period. With a surge in e-commerce driven by increasing internet penetration in India, it eventually aids in creating leads for online businesses such as air tickets, hotels and tour package bookings, and opportunities to generate revenue by cross-selling services and products.

Exclusively authorised to manage railway catering services

IRCTC is the only entity authorized to manage the catering services on board trains and major static units at railway stations under the Catering Policy 2017. Company has continuously strived on improving the standard of catering services through various measures including third party audits. Additionally, with the mandate from the Ministry of Railways to transfer catering services in their entirety to IRCTC, has further expanded the company's scale of operations. Company's understanding of the market has enabled it to grow its business with improved passenger satisfaction.

Key risk and concerns

- Change in policy of Ministry of Railways could impact financials
- Competition could pose a risk to its monopoly position
- Stricter regulatory requirements for use of plastic

Priced attractively on forward basis

Inclusion of convenience fee on railway tickets, setting up of 10 water plants in next 2 years and recent tax reduction of corporate tax bodes well for EPS growth. Coupled with healthy dividend payout (45% in FY19) and RoE (26.1%), we recommend **SUBSCRIBE** to the issue at the offer price. Further, at the IPO price band of ₹ 315-320, the stock is available at a price to earnings multiple of ~10x (FY21E EPS), which we believe looks attractive from the perspective of future earnings growth.

Key Financial Summary

₹ crore	FY17	FY18	FY19
Revenue from operations	1535.4	1470.5	1867.9
EBITDA	312.6	273.1	372.2
EBITDA Margin (%)	20.4	18.6	19.9
Reported PAT	229.1	220.6	272.6
EPS	14.3	13.8	17.0
RoCE (%)	33.0	23.9	31.0
RoE (%)	29.1	23.1	26.1

Source: ICICI Direct Research, RHP



Particulars

Issue Details

Issue Opens	30-Sep-19
Issue Closes	3-Oct-19
Issue Size (₹ Crore)	635-645
Price Band (₹)	315-320
No of Shares on Offer (crore)	2.0
QIB (%)	50
Non-Institutional (%)	15
Retail (%)	35
Minimum lot size (No. of shares)	40
<i>*₹10 discount for employees and retail customers</i>	

Shareholding Pattern (%)

	Pre-Issue	Post-Issue
Promoter & promoter group	100.0%	87.4%
Public/others	0.0%	12.6%

Objects of the Issue

a) to carry out the disinvestment of 2.0 crore equity shares by the selling shareholder constituting 12.6% of company's paid up equity share capital b) to achieve the benefits of listing on the stock exchanges

Research Analyst

Devang Bhatt
devang.bhatt@icicisecurities.com

Deepti Tayal
deepti.tayal@icicisecurities.com

Company background

IRCTC is the only entity authorized by Indian Railways to provide catering services to railways, online railway tickets and packaged drinking water at railway stations and trains in India. The company also provides non-railway catering and services such as e-catering, executive lounges and budget hotels. The company has been conferred with the status of Mini – Ratna (Category-I Public Sector Enterprise) by the Government of India, on May 1, 2008. The company broadly operates through four business segments, namely, Internet ticketing (accounts for 12.4% of topline), Catering (52.9% of topline), Sale of products (11.1%), and Travel & tourism (23.5%).

Exhibit 1: Overall revenue break-up

Revenue by Segment (₹ crore)	FY17	FY18	FY19	As a % of revenues
Total Sale of Products	387.5	435.4	207.2	11.1
Total revenue from Internet Ticketing	466.4	196.6	231.5	12.4
Total income From Catering Services, Concession Fee, License Fee	156.8	441.8	988.3	52.9
Total revenue from tourism	523.4	395.3	439.3	23.5
Other operating income	1.3	1.3	1.6	0.1
Total Revenues	1535.4	1470.5	1867.9	100.0

Source: ICICI Direct Research, RHP

Internet Ticketing

The company is the only entity authorized by Indian Railways to offer railway tickets online through its website and mobile application. As of August 31, 2019, more than 1.40 million passengers travelled on Indian Railways on a daily basis, which consisted of approximately 72.60% of Indian Railways' tickets booked online. As a result, there are more than 0.84 million tickets booked through www.irctc.co.in and "Rail Connect" on a daily basis. The company has transaction volume of more than 25 million per month and 7.2 million logins per day.

Exhibit 2: Internet ticketing revenue break-up

Break up of Internet Ticketing revenues (₹ crore)	FY17	FY18	FY19
Income from Advertisement/SBI CO-Branded Cards & Loyalty Cards	80.9	102.8	99.2
Income From Fees from IATA/RTSA/Internet Cafe, etc	20.8	12.4	44.0
Reimbursement Against Service Charges	0.0	80.0	88.0
Service Charges Earned-IR Tickets	362.3	0.1	0.1
Income From License Fee-Call Centre	2.5	1.4	0.2
Total revenue from Internet Ticketing	466.4	196.6	231.5

Source: ICICI Direct Research, RHP

Catering

Under this segment, the company provides food catering services to Indian Railway passengers on trains and at stations. On-board catering services are referred to as mobile catering and catering services at stations are referred to as static catering. Pursuant to the catering policy issued by Ministry of

Railways dated February 27, 2017, the company provides catering services for approximately 350 pre-paid and post-paid trains and 530 static units. The company provides catering services through mobile catering units, base kitchens, cell kitchens, refreshment rooms, food plazas, food courts, train side vending, and Jan Ahar over the Indian Railways network. The company also offers e-catering services to passengers through its mobile application "Food on Track" and e catering website, www.ecatering.irctc.co.in.

Exhibit 3: Catering revenue break-up

Break up of Catering revenues (₹ crore)	FY17	FY18	FY19
Income from Catering Services provided On Board Catering & Other Services- Rajdhani/Shatabdi/Premium Trains	36.0	167.8	516.1
Income from Concession Fee	0.7	3.8	26.0
Income from License Fee	82.0	217.3	381.7
Income from User Charges-Food Plaza	2.0	0.9	0.5
Income from License Fee-Food Plaza	36.1	52.1	63.9
Total income From Catering Services, Concession Fee, License Fee	156.8	441.8	988.3

Source: ICICI Direct Research, RHP

Sale of Products

Under this segment, the company manufactures and distributes packaged drinking water at all railway stations and on trains. The company has ten Rail Neer plants located at Nangloi, Danapur, Palur, Ambernath, Amethi, Parassala, Bilaspur, Hapur, Ahmedabad and Bhopal, with an installed production capacity of approximately 1.09 million litres per day, which caters to approximately 45% of the current demand of packaged drinking water at railway premises and in trains. The company will further install 6 more plants in this year and 4 more plants have been approved by the Company's Board of Directors and will be commissioned by 2021. This will increase the company's presence in the packaged drinking water market at railway stations, and to meet the growing demand.

Exhibit 4: Revenue break-up by sale of products

Break up of sale of products revenues (₹ crore)	FY17	FY18	FY19
Railneer (Packaged Drinking Water)	154.6	162.3	172.0
Sale of Food & Beverages	217.1	264.4	29.5
Non-Railway Business	15.9	8.7	5.7
Total Sale of Products	387.5	435.4	207.2

Source: ICICI Direct Research, RHP

Travel and Tourism

The company has presence across major tourism segments such as hotel bookings, rail, land, cruise and air tour packages and air ticket bookings.

Exhibit 5: Revenue break-up in travel & tourism

Break up of Travel and Tourism revenues (₹ crore)	FY17	FY18	FY19
Travel & Tour revenue	479.7	350.3	380.2
Income from User Charges-Rail Yatri Niwas	1.2	1.3	1.4
Income from License Fee-Rail Yatri Niwas	1.9	1.7	3.9
Maharaja Express-Revenue	40.5	42.1	53.8
Total revenue from tourism	523.4	395.3	439.3

Source: ICICI Direct Research, RHP

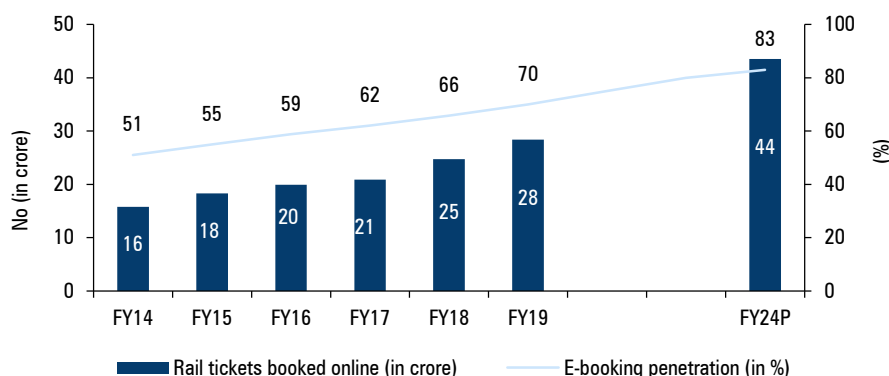
Industry Overview

E-booking in railway to grow at a CAGR of ~8-9% over FY19-FY24

Indian Railway Catering and Tourism Corporation (IRCTC) launched its rail e-booking services in 2002, which helped the rail booking segment gain significant ground in e-booking penetration. IRCTC is the only entity authorized to provide rail e-booking facility, with other OTAs routing their rail e-booking transactions through IRCTC's booking engine. Over FY14-FY19 the e-booking in railways has grown at a CAGR of 12.0% to 28.4 crore. The E-booking penetration has increased from 51.0% in FY14 to 70.0% in FY19.

Going forward, it is expected that e-booking in railways will grow at a CAGR of ~8-9% to 42.5-43.5 crore. The E-booking penetration is expected to increase from 70.0% in FY19 to ~81-83% in FY24E mainly led by rise in domestic tourism, widening rail network across the nation, increase in number of young travellers, and increased penetration in smaller cities and towns. Further, improving internet penetration and access to smartphones, better awareness about online booking platform and improving technological infrastructure in IRCTC platforms will also boost demand for e-booking in coming years.

Exhibit 6: Trend in tickets booked online and e-booking penetration



Source: ICICI Direct Research; RHP

IRCTC's catering revenues to grow at a CAGR of 7.5-8.5% in next 5 years

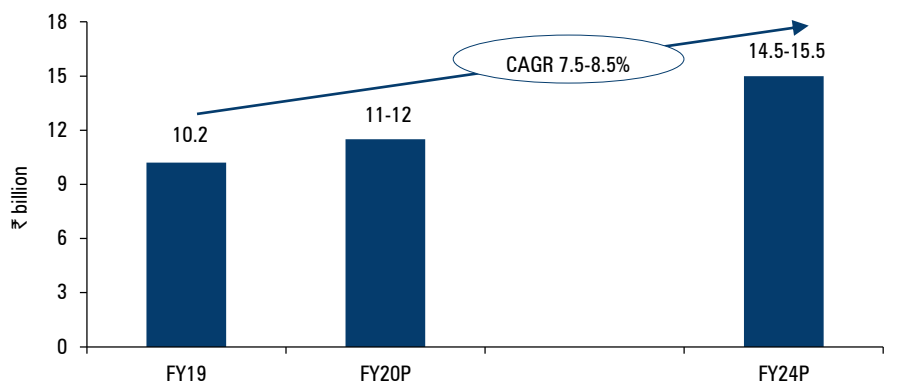
CRISIL Research has considered IRCTC revenues from catering business as rail catering industry size, since IRCTC is entirely responsible for catering services provided to rail travellers through mobile catering and static catering. IRCTC plans to expand its base kitchen network, with 15-20 Greenfield base kitchens to be set up along with conversion of some Jan Ahar outlets on railway stations into base kitchens. IRCTC also plans to add pantry cars to some trains not having pantry cars. Growth in mobile catering services is likely to moderate to 7-8% going forward as revenue is expected to normalize after handover of catering services as per New Catering Policy 2017. E-catering services, although still a small part of catering services, are expected to continue strong growth on the back of increasing restaurant listings, ease of on-seat food delivery and growing preference of travellers. While, revenue from static catering services is expected to grow at 13-14% due to moderation in addition of new food plazas/fast food units as coverage on railway stations nears saturation.

Consequently, IRCTC's catering revenues is expected to grow at 7.5-8.5% CAGR between FY19 and FY24 to reach ₹ 14.5-15.5 billion in FY24. The growth in IRCTC's catering revenues is expected to be driven by:

- Likely increase in passenger traffic due to addition of new non-suburban trains i.e. long distance trains
- Rising affordability and variety of food items available in catering services

- Increasing coverage of catering services through addition of base kitchens and static catering units.

Exhibit 7: Growth expected in IRCTC's catering revenues



Source: ICICI Direct Research; RHP

Packaged Drinking Water has witnessed healthy growth of 19-20% over FY14-FY19E

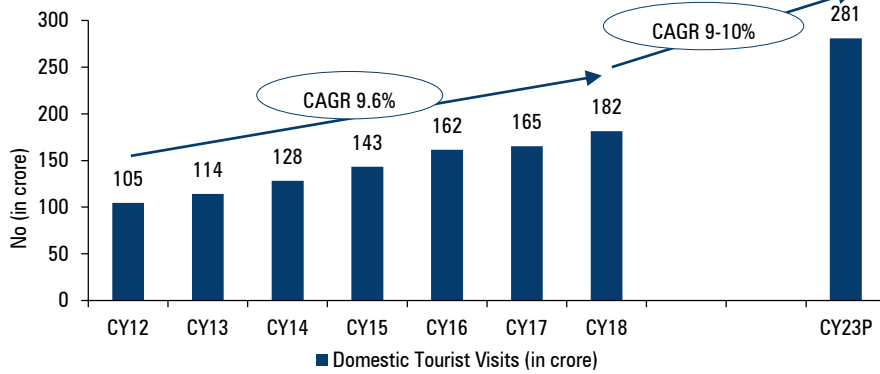
The organized packaged drinking water market has been driven by rising health consciousness of people due to concerns over the quality of tap water supply and the possible incidence of water-borne diseases due to consumption of contaminated water, resulting in opting for packaged drinking water as it proves as a safer alternative. Foreign tourists in India, especially from developed countries such as US and European nations, have preferred packaged drinking water from globally recognized brands due to concerns about quality of drinking water available while travelling in India. On the other hand, domestic tourists are also increasingly preferring packaged drinking water due to quality concerns about drinking water, convenience of disposal of water bottles, and improved availability of packaged drinking water. As a result, the organised packaged drinking water market has been estimated to have grown from ₹ 30-35 billion (at retail price) in FY14 to ₹ 80-85 billion in FY19E at a strong 19.5% CAGR. Going forward, the packaged drinking water is expected to grow at a CAGR of 16-17% to ₹ 180-185 billion over FY19E-FY24E mainly led by higher demand from both the urban and rural areas, higher mobility among young population, changing lifestyle of people and rise in population.

Tourism Industry

Domestic travellers to witness significant uptick in next five years

Domestic Tourist Visits (DTVs) to all States/UTs in India have seen strong growth largely on account of rising disposable incomes, increase in connectivity via air and rail travel, affordability of air travel thanks to low-cost carriers, state-level policy initiatives for tourism and increasing room inventory across budget, mid-segment and premium hotels in the country. In addition, increase in business travel, concept of weekend getaways and shorter stays gaining popularity, ease in bookings due to growing proliferation of online agents and aggregators and rising inclination of young travellers to explore untapped tourist destinations have also played a role in strong growth in DTV's in India. Consequently, DTVs grew by 8.0-8.5% to reach 176.5-181.5 crore in 2018. Going forward, DTV's are expected to grow at a CAGR of 9-10% Over CY18E-CY23E to 276.0-281.0 crore.

Exhibit 8: Domestic tourist visits in India

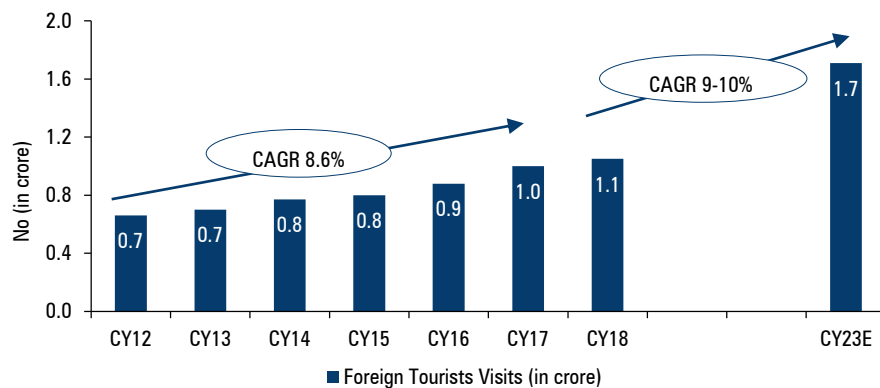


Source: ICICI Direct Research; RHP

Foreign tourist arrivals to exhibit strong growth in next 5 years

Foreign tourist arrivals (FTAs) registered on-year growth of 5% to reach 1.0 crore in 2018, with FTAs on evisa continuing its strong growth at 39% on-year, reaching 0.24 crore in 2018 from 0.17 crore in 2017. Various luxury trains such as Maharaja Express and Golden Chariot offer an attractive route to explore the country for foreign tourists in India. These trains are aimed to provide tourists with an experience of the culture, heritage and cuisine of India by visiting various destinations in the country. Other than these luxury trains, foreign tourists are also attracted by other tour packages such as Bharat Darshan Tourist Train and Buddhist Circuit Special Train as they cover various destinations within the country at a relatively cheaper price. Hence, we expect significant improvement in revenues from luxury trains and state run trains over the coming years.

Exhibit 9: Foreign tourist visits in India



Source: ICICI Direct Research; RHP

Investment Rationale

The only authorised entity to offers Indian railway tickets online

IRCTC is the only entity authorized by Indian Railways to offer railway tickets online through its website www.irctc.co.in and mobile application, "Rail Connect". Approximately 72.60% of Indian Railways' tickets are booked online with an average of more than 0.84 million tickets booked through www.irctc.co.in and "Rail Connect" on a daily basis. Online rail bookings have registered ~12.5% CAGR to reach ~284 million annually during FY14-19. According to CRISIL, online rail bookings are expected to grow at approximately 8% CAGR to reach approximately 425-435 million in FY24E, with e-booking penetration rising approximately 81 – 83% during the same period. With a surge in e-commerce driven by increasing internet penetration in India, it eventually aids in creating leads for online businesses such as air tickets, hotels and tour package bookings, and opportunities to generate revenue by cross-selling services and products.

Exclusively authorised to manage railway catering services

As a CPSE under the Ministry of Railways, IRCTC is the only entity authorized to manage the catering services on board trains and major static units at railway stations under the Catering Policy 2017. Since its start of operations in 1999, company has continuously strived on improving the standard of catering services through various measures including third party audits. Additionally, with the mandate from the Ministry of Railways to transfer catering services in their entirety to IRCTC, company is now responsible for catering services in all mobile catering units (trains) and static units (except refreshment rooms at stations which are of Category B or below and other minor units operated by Indian Railways) further expanding the company's scale of operations. Company's understanding of the market has enabled it to grow its business with improved passenger satisfaction.

Authorised entity to manufacture and distribute packaged drinking water

IRCTC is exclusively authorized by the Ministry of Railways to manufacture and distribute packaged drinking water at all railway stations and trains, subject to availability of Rail Neer. The total average daily demand for packaged drinking water in India at all railway stations and in trains is approximately 1.8 million litres per day, and company is able to cater to approximately 45% of the total demand based on the existing production capacities at ten Rail Neer plants. Currently company operate ten Rail Neer plants with an installed capacity of approximately 1.09 million litres per day, which caters to approximately 45% of the current demand of packaged drinking water at railway premises and in trains. To increase its presence and meet the remaining and future requirements of the packaged drinking water at station premises and trains, IRCTC is commissioning six new Rail Neer plants by 2020E and four new plants by 2021E. As of FY19, the share of organised segment in the packaged drinking water market is 60-65% whereas the share of unorganised segment in the market is 35-40%. Sustained growth in domestic and inbound tourism coupled with preference for packaged drinking water over tap water is expected to be a major driver for bottled water demand in India. The packaged drinking water market is expected to further grow by 16-17% CAGR and reach ₹ 180-185 billion in FY24E. Current mismatch in supply and demand presents a significant opportunity to grow its business operation by making Rail Neer more accessible to general public at railway stations and on trains.

Strategies

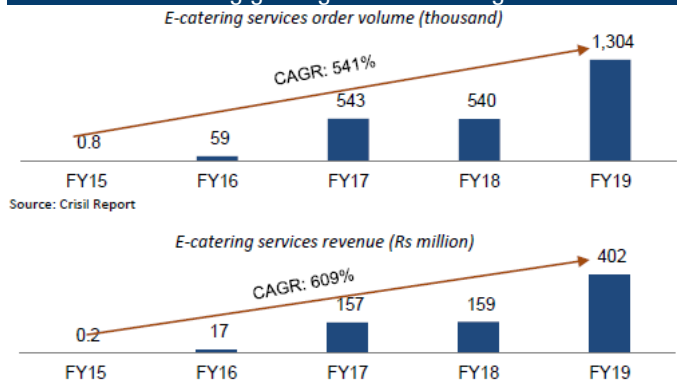
Diversification and new service offerings

Company strives to strengthen and enhance the services provided by Indian Railways, and tap opportunity presented by digital payments in the Indian economy which is growing at significant pace. IRCTC transact payments of more than ₹ 360 billion annually through banks and payment aggregators. In order to capitalize on this opportunity both in-house and beyond, company has implemented its own payment gateway platform named IRCTC e-Wallet, and are also developing additional payment tools to facilitate easy and efficient payment by its customers. Additionally, company is trying hands on developing prepaid cards and acting as private train operator initially on pilot project basis.

Leveraging government policy to expand business

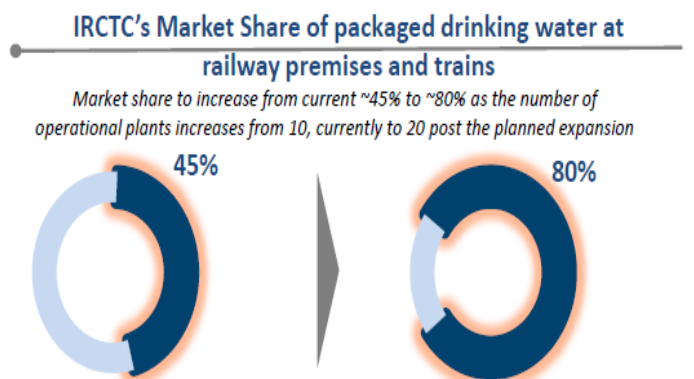
Since the implementation of Catering Policy 2017, company has worked to improve the catering services offered on trains and in stations, including upgrading of base kitchens. Government policy to unbundle the production and distribution of catering service provides a good opportunity to further grow business, with an opportunity to offer more services ourselves or through its licensees. Company is planning to serve more than 1,500 non-pantry car trains through train side vending ("TSV"). Further, IRCTC is currently planning to roll out at least ten new pantry cars in FY20E once the design is approved by Indian Railways. Company will continue to make investments to improve the quality of services by unbundling food preparation and food distribution, and setting up new base kitchens and upgrading the existing ones. In packaged drinking water segment, it operate ten Rail Neer plants with an installed capacity of approximately 1.09 million litres per day, which caters to approximately 45% of the current demand of packaged drinking water at railway premises and in trains. To increase its presence and meet the remaining and future requirements of the packaged drinking water at station premises and trains, IRCTC is commissioning six new Rail Neer plants by 2020E and four new plants by 2021E.

Exhibit 10: E-catering gaining traction among rail travellers



Source: ICICI Direct Research, IRCTC Corporate Presentation

Exhibit 11: Market share expected to inc. from 45% to 80%



Key risks and concerns

Adverse change in policy of Ministry of Railways could impact financials

IRCTC business and revenues are substantially dependent on the policies of the Ministry of Railways and operations of Indian Railways. As a CPSE wholly owned by the Government of India and under the administrative control of the Ministry of Railways, its scope of services, and the fees IRCTC charge, are primarily determined by the Ministry of Railways. At certain times in the past, the Government has made certain decisions that has adversely impacted company's results of operations. For example, the Ministry of Railways in 2016 removed the charges IRCTC levy on passengers booking railway tickets online as service charge at rates of ₹ 20 per ticket for non AC classes and ₹ 40 per ticket for AC classes. This had a material adverse impact on its revenues. Though the Ministry of Railways reimbursed the company in the amount of ₹ 80 crore and ₹ 88 crore for FY18 and FY19, respectively for its operations costs on the back of the online ticketing service that IRCTC provides. Any similar decisions by the Ministry of Railways in the future could adversely affect company's results of operations.

Competition could pose a risk to its monopoly position

Under the Catering Policy 2017, IRCTC benefits from a monopoly position in many of the services with the company being exclusive provider of online railway ticketing, catering services and packaged drinking water for trains and stations. Company generated 25.62%, 48.70% and 54.99% of revenue from railway catering in FY17, FY18 and FY19, respectively, and 10.22%, 11.13% and 9.28% of revenue from packaged drinking water in FY17, FY18 and FY19, respectively. If the Ministry of Railways were to permit more competition in mobile or static catering, packaged drinking water or another area in which company currently have a monopoly position, it could impact its results of operations and profitability.

Adverse ruling in outstanding litigation may impact adversely

Adverse ruling on outstanding proceedings at different levels of adjudication before various courts, tribunals and appellate authorities could have a material impact on IRCTC performance.

Exhibit 12: Litigation involving company and directors

S.No	Nature of cases	Number of cases	Aggregate amount involved* (₹ crore)
Proceedings against company			
1	Criminal	8	0.0
2	Tax	95	225.7
3	Other pending material litigation	23	397.6
Proceeding by company			
1	Criminal	Nil	Nil
2	Other pending material litigation	1	Nil
Proceedings against certain Directors			
1	Criminal	1	0.0
2	Tax	Nil	Nil
3	Other pending material litigation	Nil	Nil
Proceedings by company's Directors			
1	Criminal	Nil	Nil
2	Other pending material litigation	Nil	Nil

* To the extent quantifiable

Source: ICICI Direct Research; RHP

Stricter regulatory requirements for use of plastic could impact its business

The principal packaging materials used by IRCTC for packaged drinking water include preforms for PET bottles, shrink-wrap films, plastic closures and labels. Governmental bodies have introduced policies to discourage the use of plastic products. The Ministry of Railways, Government of India vide its letter dated August 19, 2019 have directed the company to implement return of plastic drinking water bottles as part of an effort to increase responsibility on the part of companies that produce such bottles. Also, Maharashtra Pollution Control Board directed its West Zone to create a separate fund for discharging its liability by crediting an amount of 15 paisa per bottle introduced or sold by the company directly or through its distributor/wholesalers/retailers or partners. Any inability on the company's part to implement the directives may materially and adversely affect its Rail Neer business. In addition, in case stricter environmental protection policies are enacted or market trends emerge to phase out the use of plastics, particularly in relation to plastic bottles, company's business and financial performances could be adversely affected.

Financial Summary

Exhibit 13: Profit & Loss Statement

(₹ Crore)	FY17	FY18	FY19
Revenue from operations	1,535.4	1,470.5	1,867.9
Employee benefits expense	163.8	192.2	195.1
Cost of material consumed	95.9	94.8	93.3
Expenses of Catering services	78.1	246.3	639.1
Expenses of Tourism	415.6	305.2	309.0
Manufacturing & direct expenses	237.8	67.1	61.3
Other expenses	231.6	291.8	198.0
Total Operating Expenditure	1,222.8	1,197.4	1,495.7
EBITDA	312.6	273.1	372.2
Finance Cost	2.5	2.9	2.3
Depreciation & Ammortization	22.4	23.7	28.6
Other Income	67.5	99.1	88.8
PBT	355.1	345.6	430.0
Tax	126.0	125.0	157.4
Reported PAT	229.1	220.6	272.6
EPS	14.32	13.79	17.04

Source: ICICI Direct Research; RHP

Exhibit 14: Balance Sheet

(₹ Crore)	FY17	FY18	FY19
Equity Capital	40.0	40.0	160.0
Reserve and Surplus	746.6	914.5	882.8
Total Shareholders funds	786.6	954.5	1,042.8
Total Debt	-	-	-
Other long term liabilities	14.2	31.2	20.5
Long term provisions	78.0	58.5	46.2
Total Liabilities	878.7	1,044.2	1,109.5
Fixed Assets			
Tangible + CWIP	174.6	163.3	187.4
Intangible	12.6	6.6	7.5
Non current investments	0.0	27.6	27.7
Deffered Tax assets	57.5	46.4	77.1
Other non current assets	15.0	15.1	25.3
Total Non Current Assets	259.8	258.9	325.1
Inventories	6.6	7.4	7.9
Trade receivables	289.4	550.9	581.7
Cash and Bank balances	853.0	833.9	1,140.0
Other current assets	417.7	668.0	529.1
Total Current Assets	1,566.7	2,060.2	2,258.7
Trade Payables	137.6	150.8	192.0
Other current liabilities	808.9	1,120.8	1,268.5
Short term provisions	1.2	3.3	13.8
Total Current Liabilities	947.7	1,274.9	1,474.2
Net Current Assets	619.0	785.3	784.5
Total Assets	878.7	1,044.2	1,109.5

Source: ICICI Direct Research; RHP

RATING RATIONALE

ICICI Direct endeavours to provide objective opinions and recommendations. ICICI Direct assigns ratings to companies that are coming out with their initial public offerings and then categorises them as Subscribe, Subscribe for the long term and Avoid.

Subscribe: Apply for the IPO

Avoid: Do not apply for the IPO

Subscribe only for long term: Apply for the IPO only from a long term investment perspective



Pankaj Pandey

Head – Research

pankaj.pandey@icicisecurities.com

**ICICI Direct Research Desk,
ICICI Securities Limited,
1st Floor, Akruiti Trade Centre,
Road No 7, MIDC,
Andheri (East)
Mumbai – 400 093
research@icicidirect.com**

ANALYST CERTIFICATION

I/We, Devang Bhatt, PGDBM, Deepti Tayal, MBA, Research Analysts, authors and the names subscribed to this report, hereby certify that all of the views expressed in this research report accurately reflect our views about the subject issuer(s) or securities. We also certify that no part of our compensation was, is, or will be directly or indirectly related to the specific recommendation(s) or view(s) in this report. It is also confirmed that above mentioned Analysts of this report have not received any compensation from the companies mentioned in the report in the preceding twelve months and do not serve as an officer, director or employee of the companies mentioned in the report.

Terms & conditions and other disclosures:

ICICI Securities Limited (ICICI Securities) is a full-service, integrated investment banking and is, inter alia, engaged in the business of stock brokering and distribution of financial products. ICICI Securities Limited is a Sebi registered Research Analyst with SEBI Registration Number – INH000000990. ICICI Securities Limited Sebi Registration is INZ000183631 for stock broker. ICICI Securities is a subsidiary of ICICI Bank which is India's largest private sector bank and has its various subsidiaries engaged in businesses of housing finance, asset management, life insurance, general insurance, venture capital fund management, etc. ("associates"), the details in respect of which are available on www.icicibank.com

ICICI Securities is one of the leading merchant bankers/ underwriters of securities and participate in virtually all securities trading markets in India. We and our associates might have investment banking and other business relationship with a significant percentage of companies covered by our Investment Research Department. ICICI Securities generally prohibits its analysts, persons reporting to analysts and their relatives from maintaining a financial interest in the securities or derivatives of any companies that the analysts cover.

Recommendation in reports based on technical and derivative analysis centre on studying charts of a stock's price movement, outstanding positions, trading volume etc as opposed to focusing on a company's fundamentals and, as such, may not match with the recommendation in fundamental reports. Investors may visit icicidirect.com to view the Fundamental and Technical Research Reports.

Our proprietary trading and investment businesses may make investment decisions that are inconsistent with the recommendations expressed herein.

ICICI Securities Limited has two independent equity research groups: Institutional Research and Retail Research. This report has been prepared by the Retail Research. The views and opinions expressed in this document may or may not match or may be contrary with the views, estimates, rating, target price of the Institutional Research.

The information and opinions in this report have been prepared by ICICI Securities and are subject to change without any notice. The report and information contained herein is strictly confidential and meant solely for the selected recipient and may not be altered in any way, transmitted to, copied or distributed, in part or in whole, to any other person or to the media or reproduced in any form, without prior written consent of ICICI Securities. While we would endeavour to update the information herein on a reasonable basis, ICICI Securities is under no obligation to update or keep the information current. Also, there may be regulatory, compliance or other reasons that may prevent ICICI Securities from doing so. Non-rated securities indicate that rating on a particular security has been suspended temporarily and such suspension is in compliance with applicable regulations and/or ICICI Securities policies, in circumstances where ICICI Securities might be acting in an advisory capacity to this company, or in certain other circumstances.

This report is based on information obtained from public sources and sources believed to be reliable, but no independent verification has been made nor is its accuracy or completeness guaranteed. This report and information herein is solely for informational purpose and shall not be used or considered as an offer document or solicitation of offer to buy or sell or subscribe for securities or other financial instruments. Though disseminated to all the customers simultaneously, not all customers may receive this report at the same time. ICICI Securities will not treat recipients as customers by virtue of their receiving this report. Nothing in this report constitutes investment, legal, accounting and tax advice or a representation that any investment or strategy is suitable or appropriate to your specific circumstances. The securities discussed and opinions expressed in this report may not be suitable for all investors, who must make their own investment decisions, based on their own investment objectives, financial positions and needs of specific recipient. This may not be taken in substitution for the exercise of independent judgment by any recipient. The recipient should independently evaluate the investment risks. The value and return on investment may vary because of changes in interest rates, foreign exchange rates or any other reason. ICICI Securities accepts no liabilities whatsoever for any loss or damage of any kind arising out of the use of this report. Past performance is not necessarily a guide to future performance. Investors are advised to see Risk Disclosure Document to understand the risks associated before investing in the securities markets. Actual results may differ materially from those set forth in projections. Forward-looking statements are not predictions and may be subject to change without notice.

ICICI Securities or its associates might have managed or co-managed public offering of securities for the subject company or might have been mandated by the subject company for any other assignment in the past twelve months.

ICICI Securities or its associates might have received any compensation from the companies mentioned in the report during the period preceding twelve months from the date of this report for services in respect of managing or co-managing public offerings, corporate finance, investment banking or merchant banking, brokerage services or other advisory service in a merger or specific transaction.

ICICI Securities encourages independence in research report preparation and strives to minimize conflict in preparation of research report. ICICI Securities or its associates or its analysts did not receive any compensation or other benefits from the companies mentioned in the report or third party in connection with preparation of the research report. Accordingly, neither ICICI Securities nor Research Analysts and their relatives have any material conflict of interest at the time of publication of this report.

Compensation of our Research Analysts is not based on any specific merchant banking, investment banking or brokerage service transactions.

ICICI Securities or its subsidiaries collectively or Research Analysts or their relatives do not own 1% or more of the equity securities of the Company mentioned in the report as of the last day of the month preceding the publication of the research report.

Since associates of ICICI Securities are engaged in various financial service businesses, they might have financial interests or beneficial ownership in various companies including the subject company/companies mentioned in this report.

ICICI Securities may have issued other reports that are inconsistent with and reach different conclusion from the information presented in this report.

Neither the Research Analysts nor ICICI Securities have been engaged in market making activity for the companies mentioned in the report.

We submit that no material disciplinary action has been taken on ICICI Securities by any Regulatory Authority impacting Equity Research Analysis activities.

This report is not directed or intended for distribution to, or use by, any person or entity who is a citizen or resident of or located in any locality, state, country or other jurisdiction, where such distribution, publication, availability or use would be contrary to law, regulation or which would subject ICICI Securities and affiliates to any registration or licensing requirement within such jurisdiction. The securities described herein may or may not be eligible for sale in all jurisdictions or to certain category of investors. Persons in whose possession this document may come are required to inform themselves of and to observe such restriction.