

Recommendation	Subscribe	BACKGROUND																																																		
Price Band	Rs 386-407	<p>Incorporated in 2003, Archean Specialty Chemicals Ltd (ACIL) is a leading specialty marine chemical manufacturer in India. It manufactures three major product categories such as bromine, industrial salts and sulphate of potash. As on Jun'22, it has served 18 global customers from 13 countries and 24 domestic customers. In FY21, it was one of the largest exporters of both bromine and industrial salts in India. It has the lowest cost of production globally.</p> <p>Objects and Details of the Issue:</p> <ul style="list-style-type: none"> Total issue of ~Rs. 1,462 Cr (at upper price band) consists of fresh issue worth Rs. 805 Cr and offer for sale worth Rs. 657 Cr To utilise an estimated amount of ₹ 644 Cr from the net proceeds towards redemption or earlier redemption of NCDs issued either in full or in part <p>Investment Rationale:</p> <ul style="list-style-type: none"> Leading player in specialty marine chemical industry (mainly in bromine and industrial salt products) A business with high entry barriers limits the competition Focus on improving cost efficiencies Downstream expansion with bromine derivative performance products CAPEX investment in incremental capacities of bromine and industrial salt Aims to expand its global presence and enter new geographical markets <p>Valuation and Recommendation:-</p> <p>A leading market position of Archean Chemical Industries Ltd has planned product innovation, and capex to expand existing as well as new manufacturing facilities ensures positive business growth. The company has delivered 36.3% / 77.7% growth in revenue and EBITDA between FY20-22, respectively. The company is expected to utilize its funds for the redemption of NCDs issued by company which will improve its debt to equity ratio up to ~1.0x from 2.6x as on Jun'22. Further, this will have a positive impact on the profitability given the significant reduction in the interest cost of NCDs (with yield to maturity at 17% p.a.). ACIL is valued at a discount based on its P/E of 26.6x, EV/EBITDA of 12.7x compared to its average valuation of peer companies. We recommend 'SUBSCRIBE to the issue.</p>																																																		
Bidding Date	9 th Nov – 11 th Nov																																																			
Book Running Lead Manager	JM Financial, IIFL Securities, ICICI Securities																																																			
Registrar	Link Intime																																																			
Sector	Specialty Chemicals																																																			
Minimum Retail Application- Detail At Cut off Price																																																				
Number of Shares	36																																																			
Minimum Application Money	Rs. 14,652																																																			
Discount to retail	0																																																			
Payment Mode	ASBA																																																			
Consolidated Financials (Rs Cr)	FY21	FY22																																																		
Total Income	741	1,130																																																		
EBITDA	262	467																																																		
Adj PAT	66	189																																																		
Valuations (FY22)	Lower Band	Upper Band																																																		
Market Cap (Rs Cr)	4,750	5,008																																																		
Adj EPS	15.33	15.33																																																		
PE	25	27																																																		
EV/ EBITDA	12	13																																																		
Enterprise Value (Rs Cr)	5,656	5,915																																																		
Post Issue Shareholding Pattern																																																				
Promoters		53.4%																																																		
Institutions		21.9%																																																		
Bodies Corporates & Public		24.7%																																																		
Offer structure for different categories																																																				
QIB (Including Mutual Fund)		75%																																																		
Non-Institutional		15%																																																		
Retail		10%																																																		
Post Issue Equity (Rs. in cr)		24.61																																																		
Issue Size (Rs in cr)	1,387-1,462																																																			
Face Value (Rs)		2																																																		
<p>Priyanka Baliga Research Analyst (+91 22 6273 8177) priyanka.baliga@nirmalbang.com</p> <p>Khushi Modi Research Associate (+91 22 6273 8150) Khushi.modi@nirmalbang.com</p>		<table border="1"> <thead> <tr> <th>Financials</th> <th>FY20</th> <th>FY21</th> <th>FY22</th> </tr> </thead> <tbody> <tr> <td>Net Revenues</td> <td>608</td> <td>741</td> <td>1,130</td> </tr> <tr> <td>Growth (%)</td> <td>0.0%</td> <td>21.8%</td> <td>52.6%</td> </tr> <tr> <td>EBITDA</td> <td>148</td> <td>262</td> <td>467</td> </tr> <tr> <td>EBITDA Margin (%)</td> <td>24.3%</td> <td>35.4%</td> <td>41.3%</td> </tr> <tr> <td>PBT</td> <td>(17)</td> <td>90</td> <td>251</td> </tr> <tr> <td>Adjusted PAT</td> <td>(36)</td> <td>66</td> <td>189</td> </tr> <tr> <td>EPS</td> <td>-2.94</td> <td>5.40</td> <td>15.33</td> </tr> <tr> <td>ROCE</td> <td>10.9%</td> <td>20.5%</td> <td>33.6%</td> </tr> <tr> <td>EV/Sales</td> <td></td> <td></td> <td>5.2</td> </tr> <tr> <td>EV/EBITDA</td> <td></td> <td></td> <td>12.7</td> </tr> <tr> <td>P/E</td> <td></td> <td></td> <td>26.6</td> </tr> </tbody> </table>			Financials	FY20	FY21	FY22	Net Revenues	608	741	1,130	Growth (%)	0.0%	21.8%	52.6%	EBITDA	148	262	467	EBITDA Margin (%)	24.3%	35.4%	41.3%	PBT	(17)	90	251	Adjusted PAT	(36)	66	189	EPS	-2.94	5.40	15.33	ROCE	10.9%	20.5%	33.6%	EV/Sales			5.2	EV/EBITDA			12.7	P/E			26.6
Financials	FY20	FY21	FY22																																																	
Net Revenues	608	741	1,130																																																	
Growth (%)	0.0%	21.8%	52.6%																																																	
EBITDA	148	262	467																																																	
EBITDA Margin (%)	24.3%	35.4%	41.3%																																																	
PBT	(17)	90	251																																																	
Adjusted PAT	(36)	66	189																																																	
EPS	-2.94	5.40	15.33																																																	
ROCE	10.9%	20.5%	33.6%																																																	
EV/Sales			5.2																																																	
EV/EBITDA			12.7																																																	
P/E			26.6																																																	

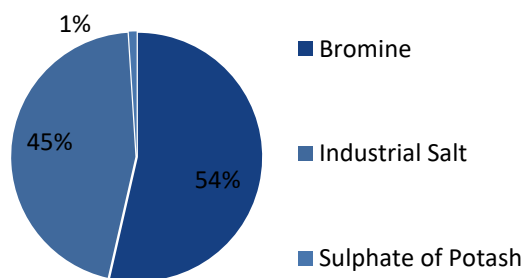
Company Background

Incorporated in 2003, Archean Specialty Chemicals Ltd (ACIL) is a leading specialty marine chemical manufacturer in India. It manufactures three major product categories, such as bromine, industrial salts and sulphate of potash. As on Jun'22, it has served 18 global customers from 13 countries and 24 domestic customers. In FY21, it was one of the largest exporters of both bromine and industrial salts in India. It has the lowest cost of production globally.

Products' end use applications:

Product Category	End Use Applications
Bromine	<ul style="list-style-type: none"> •Pharmaceuticals •Agrochemicals •Water treatment •Flame retardant •Additives •Oil & gas •Energy storage batteries
Industrial Salts	<ul style="list-style-type: none"> •Sodium carbonate (soda ash) •Caustic soda •Hydrochloric acid •Chlorine •Bleaching powders, •Chlorates •Sodium sulphate (salt cake) •Sodium metal
Sulphate of Potash	<ul style="list-style-type: none"> •Used as a fertilizer and also has medical uses

Product Revenue Mix (FY22: Rs. 1,130Cr)



Indian Market Position and Volume Mix FY22

Product Mix	Market Position	FY22 Volume (MT)
Bromine	Largest export and leader in merchant sales	20,293
Industrial Salt	Largest exporter	35,86,269
Sulphate of Potash	Only producer in India	2,483

Source: RHP

Notes: Product Revenue Mix FY22: (1) Market share by volume for CY2021. (2) Merchant sales are traded bromine in the market rather than captive production.

Manufacturing Units and Installed Capacity

ACIL manufactures products from brine reserves in the Rann of Kutch (Gujarat) at their facility in Hajipur in Gujarat. It is an integrated production facility of its bromine, industrial salt and sulphate of potash operations. It has an installed capacity of 28,500 MTPA of bromine, 3,000,000 MTPA of industrial salts and 1,30,000 MTPA of sulphate of potash. The facility is located in close proximity to the captive Jakhau Jetty and Mundra Port where it transports its products to customers globally. The facility, salt fields and brine reservoirs span ~240 sq. km. It has one of the largest salt works at one single location in the world.

Company's industrial salt washing facility has three washeries, each having a capacity of 200 tons/hour. The facility is equipped with its own quality department, effluent treatment plant, sewage treatment plant and stockyard.

Product-wise Capacity Utilisation

Products	FY2022	As on Jun'22*
Bromine	71.20%	23.72%
Industrial Salt	119.54%	38.54%
Sulphate of potash	1.91%	0.0%

Source: RHP, Note: *not annualized

Focus on environment and safety

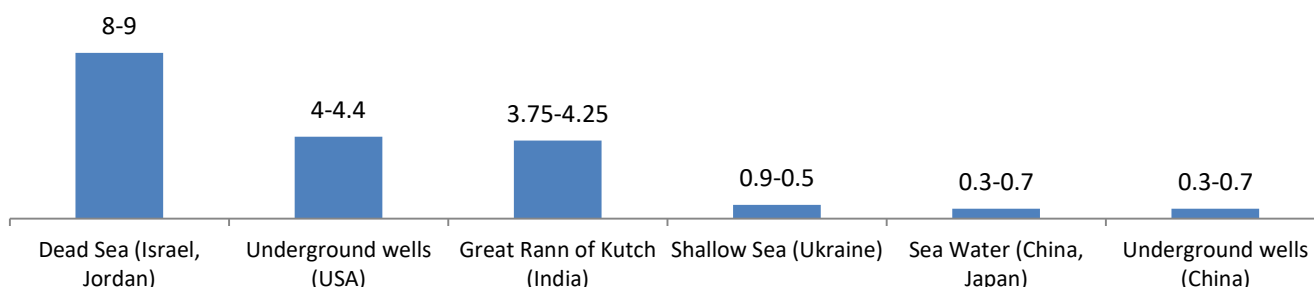
ACIL undertakes an annual environment and safety audit and strives to ensure that it does not discharge any harmful elements from its manufacturing operations. It has implemented environmental management plan as a part of its environmental and sustainability efforts. As of Jun'22, it had an environmental, health and safety team of 13 employees.

Industry Overview

Bromine

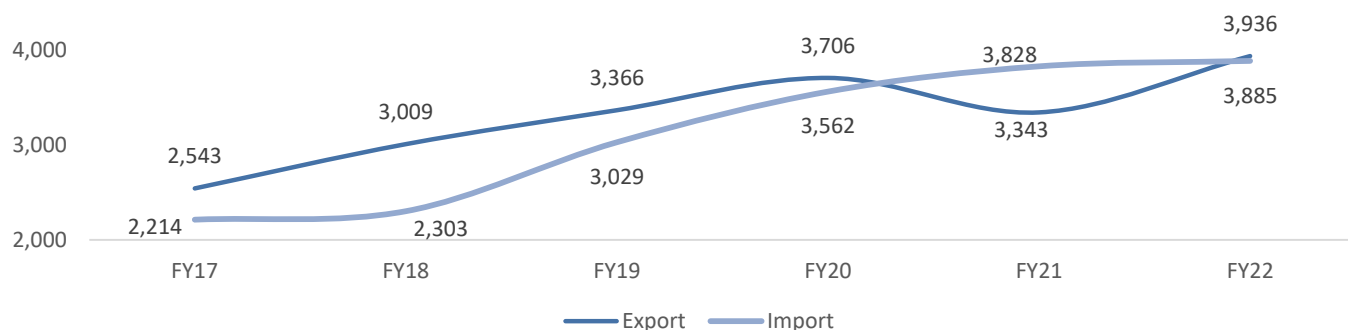
Bromine is a halogen chemical element. It is used as a reactant and catalyst for manufacturing a variety of products, such as agrochemicals, biocides, water disinfectants, pharmaceuticals intermediates, dyes, completion fluids, flame retardants, and photographic chemicals. It is a naturally occurring element and it is available in much higher concentrations are found in land seas and brine wells.

Global Natural resources by Bromine concentration (in ppm)



Source: RHP

Bromine Prices (USD/MT)



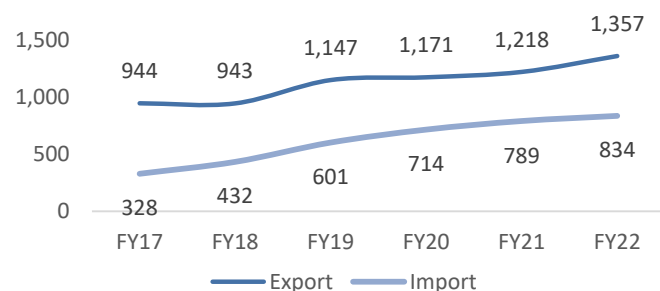
Source: RHP

Industrial Salts and Sulphate of Potash

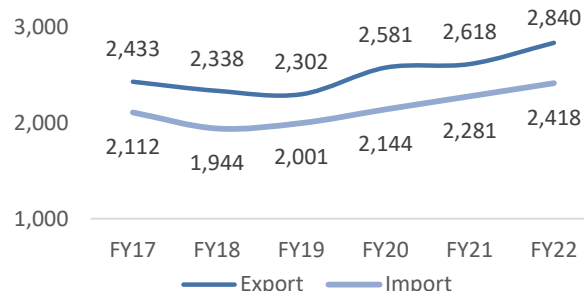
India is the third largest salt producing country in India (after US and China). Indian industrial salt production is expected to grow at 9.89% CAGR between FY21-FY25E. Indian industrial salt export is expected to grow at 14% CAGR between FY21-FY25E. China imports ~40% of its industrial salt requirement from India (5,056 KT industrial salt imported in FY21) which constituted 42% of India's industrial salt exports.

Sulphate of Potash (SOP), is also known as Potassium Sulphate, is a premium quality nutrient for the growth of high value crops. It can be used as a fertilizer, for medical uses or can be used in other industries, such as, glass, cosmetic, food and beverages, etc.

Industrial Salt Prices (INR/MT)

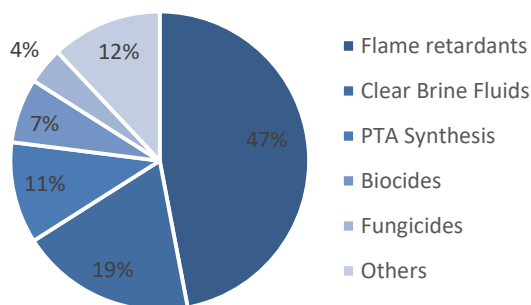


Sulphate of potash price (USD/MT)

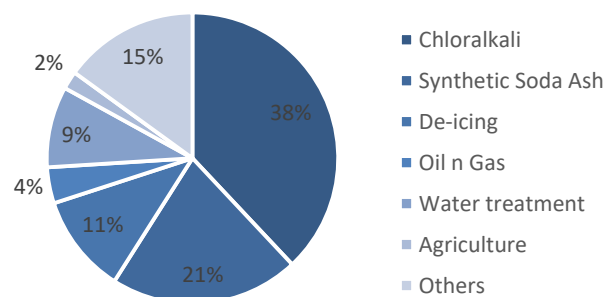


Source: RHP

Bromine application wise split FY21



Global Industrial Salt Usage FY21



Source: RHP

Key market details and expectations:

Particulars	2021	2025E	CAGR FY21-FY25	Particulars	2021	2025E	CAGR FY21-FY25
Global Bromine Market size (USD Bn)	3.13	3.92	5.80%	India Industrial Salt Market (Mn MT)			
Global Bromine market volumes (KT)	933	1056	3.10%	Production	24	35	9.89%
Indian Bromine Volumes (MT)				Domestic Demand	12	15	5.74%
Production	46,000	74,000	12.00%	India Industrial Salt Export	13	23	14.05%
Demand	39,520	50,168	6.00%	Global Sulphate of Potash Market (Mn MT)	7	9	6.26%
Indian Export - Import (MT)				Indian Sulphate of potash market (MT)	59,102	74,615	6.00%
Imports	9,972	11,172	3.00%	Indian Sulphate of potash Export (MT)	18,925	23,004	5.00%
Exports	9972	14,155	9.00%				

Source: RHP

Investment Rationale

Leading player in specialty marine chemical industry (mainly in bromine and industrial salt products)

A leader in specialty marine chemical manufacturer is a largest exporter of bromine and industrial salt by volume in FY21 with a lowest cost of production across the globe. The demand for bromine and bromine derivatives performance products is expected to grow on account of rise in demand for flame retardants, increase in consumption of oil well chemicals and use of hydrogen bromide in flow batteries. It exported 100% of its industrial salts production over the last 3 years. In FY21, it has exported 2.7 MT of industrial salt. The growth in food and beverage industry, chlor-alkali sector in the chemical industry, water treatment, agriculture and de-icing to drive the demand for industrial salts. Further, it is the sole producer of sulphate of potash from natural sea brine in India. Low Potassium levels have been linked to cancer and certain cardiovascular diseases, thus, sulphate of potash market is expected to grow with its use in fertilizers primarily for growing fruit and vegetables and medical uses.

The access to brine reserves at the Rann of Kutch, manufacturing facilities within close proximity to the captive Jakhau Jetty and Mundra Port, long standing relationship with global customers and its high-quality products are the key business drivers.

A business with high entry barriers limits the competition

The company operate within an industry which has high entry barriers. There is a limited availability of raw materials required for production, limited number of locations with a suitable climate and access to reserves, high cost and complexity of product development, investment in salt beds, lead time, R&D expenditure and strong customer relationships can be achieved through a long gestation period. Company's products are subject to high quality standards which goes through sensitive and rigorous product approval system. Further, its customers are also subject to stringent regulatory and industry standards, thus, any change in the vendor of the products may require significant time and expense for customers, that acts as an entry barrier in this industry. It limits the number of competitors involved in the manufacturing of its products.

Additionally, bromine and certain raw materials that are used in production are highly corrosive, hazardous and toxic chemicals. It requires a high degree of technical skill and specialized expertise to handle these chemicals. Company's existing brine fields were established over a period of three to four years before commercial cultivation was possible and, accordingly, the development time of brine reservoirs creates an entry barrier to potential domestic competitors. In addition, the Rann of Kutch brine fields are located in environmentally sensitive coastal areas which require a number of regulatory hurdles before production could be established.

Focus on improving cost efficiencies

Archean has an integrated production facility for its bromine, industrial salt and sulphate of potash operations located at Hajipur, Gujarat, which is located at Rann of Kutch brine fields. Its Jakhau Jetty is a fair-weather facility, operating for seven to eight months a year between the months of October/November through May. The Jakhau Jetty has a designed capacity of 5 million MT per annum and a capacity to load 28,000 MT. It is equipped with a twin conveyor system, diesel generator sets and is supported by a stockyard with storage capacity in excess of 350,000 MT to ensure continuous availability of products for customers.

It has invested CAPEX for improvement and maintenance of its facility, including investments in salt beds having three-to-four years gestation period and it has investments in ISO containers for the export of bromine. It has 228 owned and leased containers, as on Jun'22. These ISO containers provide an added advantage of scale at ports with safety and reliability in transport. These provide a cost advantage and greater flexibility for exporting its products. India's solar evaporation method of industrial salt production is more cost efficient than mining method. The company has increased the mechanization of production process which is expected to increase efficiencies and product consistency.

The cost of production for Industrial salt from sea water brine is about US\$12 to 15 per MT, while ACIL costs are in the range of US\$5.5-6 per MT. Further its quality of salt is on par with Grade 1 salt required by chlor-alkali producers. The best-in-class cost position along with the quality of its product has enabled it to be a competitive salt exporter to South East Asian markets and West Asia. In bromine production, India is among the top five cost competitive producers globally with China and Japan being more expensive and the United States (Arkansas), Israel and Jordan less expensive than India. Its cost competitiveness has helped ACIL to become the largest Indian exporter of bromine by volume and the leader in merchant sales (traded bromine in the market rather than captive production) in FY21. Its integrated manufacturing site with access to the Rann of Kutch reserves and a close connectivity to ports allows it to manage the production process efficiently and to deliver high quality and timely products to its customers.

Downstream expansion with bromine derivative performance products

ACIL has a plan to expand its product portfolio with an introduction of bromine derivative performance products over the next 2-3 years. These products are brominated flame retardants, clear brine fluids and bromine catalysts used for synthesis in PTA. It is setting up a new facility to manufacture bromine performance derivatives products through its subsidiary, Acume Chemicals Private Limited with an investment of ~Rs. 251.7Cr, which will be funded through internal accruals. The proposed facility will be constructed on 34,983 square meters parcel of land which has been allotted from the GIDC, Ankleshwar.

The facility is expected to commence commercial operations by Q2FY24 with an installed capacity of:

- High end Flame retardant - 10,000 TPA
- Clear Brine fluids – 13,000 TPA
- PTA – 5,000 TPA

Brominated flame retardants are used in the electronics industry, wire and cable compounds and in everyday commodities such as rubber, textiles, washing machine, computers, televisions and others. In respect of the production of flame retardant, it has entered into an agreement to design, engineer, construct, commission and operate the plant to produce with a Chinese technology provider. The technology tie up also includes buyback of minimum of 90% of the produced quantity by the Chinese technology provider at mutually agreed pricing terms.

Clear brine fluids are used to produce calcium bromide, which is used in oil drilling and organic synthesis, and sodium bromide, which is used in water treatment, and zinc bromide which is used in water treatment and flow batteries.

PTA is consumed in the development of polyester resins, such as polyester films, polyester fibre and yarn, and PET material bottles. PTA is also used as an intermediate in the manufacturing of liquid crystal polymers, plasticizers, polybutylene terephthalate, and others.

CAPEX investment in incremental capacities of bromine and industrial salt

It has added a feed enrichment section in FY21 at Hajjipir site, Gujarat which will improve bromine recovery from sea bittern. This expansion added 18,000 metric tons per annum to its bromine capacity. In Bromine, it has installed capacity of 28500 MTPA and it is expected to add 12500 MTPA capacity by FY23 with an estimated investment of Rs. 17.884Cr, which will be funded through company's operating cash flow. In industrial salt, it has 3 washeries having a capacity of 200 tons/hour and by FY23, it expects to increase a washery with capacity of 250 tons/hour.

Aims to expand its global presence and enter new geographical markets

In FY22, ACIL exported products to 18 global customers across 13 countries. It has long standing relationship of 5-7 years with its top ten customers. It aims at increasing its business share with existing customers. ACIL has a focus to expand its reach globally through existing as well as new direct end use customers in new markets by having dedicated sales and marketing teams whose primary focus will be on business development in global markets and mainly in Asia and Europe.

High Risks and concerns

- **Reliance on major customers:** ACIL's Top 10 / Top 20 customers contributed 61.99% / 80.94% of overall revenue in FY 22, respectively. Business loss from any one of these customers may have a material adverse impact on company's financials. Some of its major customers include Sojitz Corporation (20.56% of FY22 revenue), which is a technology partner and stakeholder in the Company, Shandong Tianyi Chemical Corporation, Unibrom Corporation, Wanhau Chemicals and Qatar Vinyl Company Limited.
- **Reliance on relatively few products:** ACIL mainly relies on three products for its business on a fixed sales contract basis with agreed pricing and volumes for domestic and non-domestic bromine customers and industrial salt customers. However, in the event non-renewal of such contracts or not extending new fixed sales contracts or any failure to retain customers or decrease in orders from a major customer for specific products could be materially and adversely affect the financial performance.
- **Price volatility in key raw materials and end products** may have a material impact on company's profitability.

Valuation and Recommendation

A leading market position of Archean Chemical Industries Ltd in the marine specialty chemical industry with the expected plans of product innovation, and capex to expand existing as well as new manufacturing facilities ensures positive business growth.

The company has delivered 36.3% / 77.7% growth in revenue and EBITDA between FY20-22, respectively. In FY22, ROE and ROCE reported at 72.2% and 33.6%, respectively. The company is expected to utilize its funds for the redemption of NCDs issued by company which will improve its debt to equity ratio up to ~1.0x from 2.6x as on Jun'22. Further, this will have a positive impact on the profitability given the significant reduction in the interest cost of NCDs (with yield to maturity at 17% p.a.). ACIL is valued at a discount based on its P/E of 26.6x, EV/EBITDA of 12.7x compared to its average valuation of peer companies.

We recommend 'SUBSCRIBE' to the issue.

Industry Peers

FY22 Figures (Rs. in Cr)	Tata Chemicals	Deepak Nitrite	Aarti Industries	Neogen Chemicals	Average	Archean Chemicals Industries
Revenue	12,622	6,802	7,000	488	6,728	1,130
CAGR (FY20-22)	10%	27%	29%	26%	23%	36%
EBITDA Margin	18.3%	24.2%	27.6%	18.0%	22.0%	41.3%
Asset Turns (x)	0.7	2.6	0.7	0.6	1.2	0.7
Working Cap Days	50	58	47	206	90	49
Pretax CFO/EBITDA	34.0%	23.3%	33.8%	15.5%	27%	21%
ROCE	7.0%	31.3%	22.1%	14.3%	19%	34%
ROE	5.5%	23.7%	28.0%	14.4%	18%	72%
Debt/Equity	0.2	0.1	0.2	0.3	0.2	3.2
EV/EBITDA	13.1	18.5	15.1	42.9	22.4	12.7
P/E	22.8	29.8	20.4	80.4	38.3	26.6

Source: RHP, Company data, NBRR

Disclosure:

Research Reports that are published by Nirmal Bang Securities Private Limited (hereinafter referred to as “NBSPL”) are for private circulation only. NBSPL is a registered Research Analyst under SEBI (Research Analyst) Regulations, 2014 having Registration no. INH000001766. NBSPL is also a registered Stock Broker with National Stock Exchange of India Limited , BSE Limited ,Metropolitan Stock Exchange of India Limited , Multi Commodity Exchange of India Limited , National Commodity and Derivative Exchange Limited and Indian Commodity Exchange Limited in cash and Equity and Commodities derivatives segments.

NBSPL has other business divisions with independent research teams separated by Chinese walls, and therefore may, at times, have different or contrary views on stocks and markets.

NBSPL or its associates have not been debarred / suspended by SEBI or any other regulatory authority for accessing / dealing in securities Market. NBSPL, its associates or analyst or his relatives do not hold any financial interest (Except Investment) in the subject company. NBSPL or its associates or Analyst do not have any conflict or material conflict of interest at the time of publication of the research report with the subject company. NBSPL or its associates or Analyst or his relatives may or may not hold beneficial ownership of 1% or more in the subject company at the end of the month immediately preceding the date of publication of this research report.

NBSPL or its associates / analyst has not received any compensation / managed or co-managed public offering of securities of the company covered by Analyst during the past twelve months. NBSPL or its associates have not received any compensation or other benefits from the company covered by Analyst or third party in connection with the research report. Analyst has not served as an officer, director or employee of Subject Company . NBSPL / analyst has not been engaged in market making activity of the subject company.

Analyst Certification: The research analysts and authors of these reports, hereby certify that the views expressed in this research report accurately reflects my/our personal views about the subject securities, issuers, products, sectors or industries. It is also certified that no part of the compensation of the analyst(s) was, is, or will be directly or indirectly related to the inclusion of specific recommendations or views in this research. The analyst(s) principally responsible for the preparation of this research report and has taken reasonable care to achieve and maintain independence and objectivity in making any recommendations.

Disclaimer:

This report is for the personal information of the authorized recipient and does not construe to be any investment, legal or taxation advice to you. NBSPL is not soliciting any action based upon it. Nothing in this research shall be construed as a solicitation to buy or sell any security or product, or to engage in or refrain from engaging in any such transaction. In preparing this research, we did not take into account the investment objectives, financial situation and particular needs of the reader.

This research has been prepared for the general use of the clients of NBSPL and must not be copied, either in whole or in part, or distributed or redistributed to any other person in any form. If you are not the intended recipient you must not use or disclose the information in this research in any way. Though disseminated to all the customers simultaneously, not all customers may receive this report at the same time. NBSPL will not treat recipients as customers by virtue of their receiving this report. This report is not directed or intended for distribution to or use by any person or entity resident in a state, country or any jurisdiction, where such distribution, publication, availability or use would be contrary to law, regulation or which would subject NBSPL & its group companies to registration or licensing requirements within such jurisdictions.

The report is based on the information obtained from sources believed to be reliable, but we do not make any representation or warranty that it is accurate, complete or up-to-date and it should not be relied upon as such. We accept no obligation to correct or update the information or opinions in it. NBSPL or any of its affiliates or employees shall not be in any way responsible for any loss or damage that may arise to any person from any inadvertent error in the information contained in this report. NBSPL or any of its affiliates or employees do not provide, at any time, any express or implied warranty of any kind, regarding any matter pertaining to this report, including without limitation the implied warranties of merchantability, fitness for a particular purpose, and non-infringement. The recipients of this report should rely on their own investigations.

This information is subject to change without any prior notice. NBSPL reserves its absolute discretion and right to make or refrain from making modifications and alterations to this statement from time to time. Nevertheless, NBSPL is committed to providing independent and transparent recommendations to its clients, and would be happy to provide information in response to specific client queries.

Before making an investment decision on the basis of this research, the reader needs to consider, with or without the assistance of an adviser, whether the advice is appropriate in light of their particular investment needs, objectives and financial circumstances. There are risks involved in securities trading. The price of securities can and does fluctuate, and an individual security may even become valueless. International investors are reminded of the additional risks inherent in international investments, such as currency fluctuations and international stock market or economic conditions, which may adversely affect the value of the investment. Opinions expressed are subject to change without any notice. Neither the company nor the director or the employees of NBSPL accept any liability whatsoever for any direct, indirect, consequential or other loss arising from any use of this research and/or further communication in relation to this research. Here it may be noted that neither NBSPL, nor its directors, employees, agents or representatives shall be liable for any damages whether direct or indirect, incidental, special or consequential including lost revenue or lost profit that may arise from or in connection with the use of the information contained in this report.

Copyright of this document vests exclusively with NBSPL.

Our reports are also available on our website www.nirmalbang.com .

Nirmal Bang Research (Division of Nirmal Bang Securities Pvt. Ltd.)

B-2, 301/302, Marathon Innova,
Opp. Peninsula Corporate Park
Off. Ganpatrao Kadam Marg
Lower Parel (W), Mumbai-400013
Board No. : 91 22 6723 8000/8001
Fax. : 022 6723 8010